

SPRINT 93

Release Notes

DECEMBER 30, 2025

Deployment & Smoke Testing Scheduled for:

December 30, 2025 | 4AM - 9AM PST

Overview

1.) New Measures:

- New Proposed Measure: Type B Strip Lighting
- Heat Pump Water Heaters
- Anti-Sweat Heater Control

2.) Assessment Enhancements:

- New Functionality: Create Multiple Assessments for a Single Customer
- New Field: Building Type Dropdown List
- New Field: Measure Type Dropdown List
- New Survey: Heat Pump Water Heater Survey

3.) Audit Enhancement - New Heat Pump Water Heater Survey

4.) Financial Summary Enhancements

5.) Workspace Enhancement:

- For CSR and UTIL roles, new default position for Under Utility Review Date column

6.) Utility Invoice Builder Only Accessible to FIN Role

7.) Ticket Submission Enhancement

SPRINT 93

Release Notes

DECEMBER 30, 2025

1.) New Measures

- New Proposed Measure: Type B Strip Lighting

Proposed * Fixture Height: QTY:

Showing 4 results

Strip with (1) 4 ft 19 Watt T8 LED BiPin Lamp(s) with Reduced Power HE Electronic Ballast(s)

Strip (1) 4 ft 15 Watt T8 LED BiPin Lamp(s) Type C with Dimming Driver(s)

No Change

Strip with (1) 4 ft Type B LTE 10 Watt T8 LED Lamp

- Heat Pump Water Heaters & Anti-Sweat Heater Control Now Available as Possible Measure Types

*Measure Type: ▼

Clear

Lighting

Refrigeration

Non-ECM

Heat Pump Water Heater

Anti-Sweat Heater Control

SPRINT 93

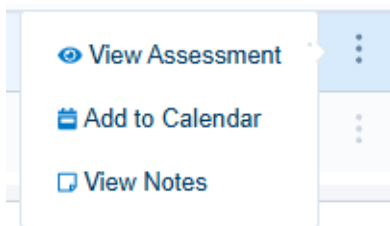
Release Notes

DECEMBER 30, 2025

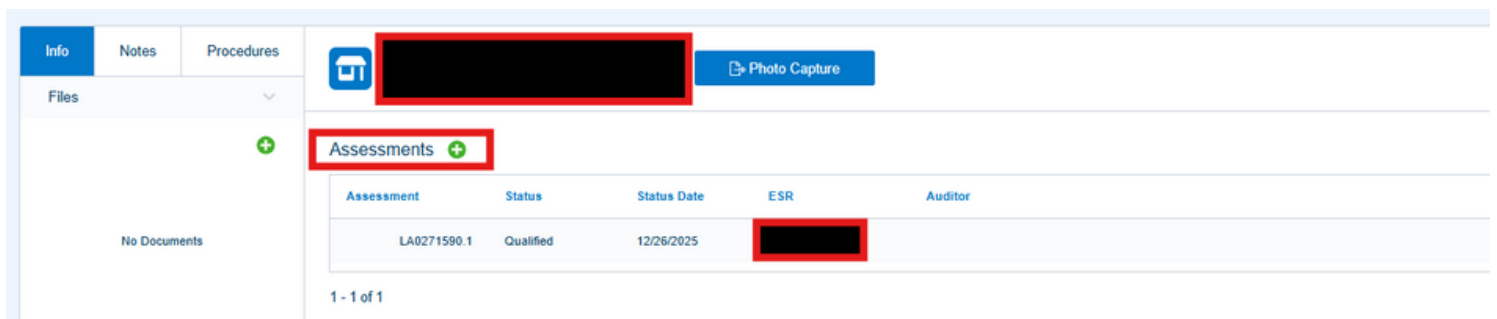
2.) Assessment Enhancements

- New Functionality: Create Multiple Assessments for a Single Customer by Following These Steps:

1.) Within the ESR Dashboard, select a customer for whom you want to perform a second assessment, then click on the ellipsis and choose View Assessment.



2.) The Assessment Page will display a previous assessment. Click on the green “+” to create an additional assessment

A screenshot of the ESR Dashboard Assessment Page. The page has a header with "Info", "Notes", and "Procedures" tabs. Below the header, there is a "Files" section with a "No Documents" message. The main content area is titled "Assessments" and contains a table with one row of data. The table has columns for "Assessment", "Status", "Status Date", "ESR", and "Auditor". The "Assessment" column contains "LA0271590.1", "Status" is "Qualified", "Status Date" is "12/26/2025", and the "ESR" column is redacted with a black box. A green "+" icon is visible next to the "Assessments" header. A "Photo Capture" button is located in the top right corner of the dashboard area.

Assessment	Status	Status Date	ESR	Auditor
LA0271590.1	Qualified	12/26/2025	[REDACTED]	

Please Note: For customers with existing audits or installations, users should access the customer through the Priority or All Assignments Tab, click on the ellipsis, and select View Assessment.

[View Assessment](#)

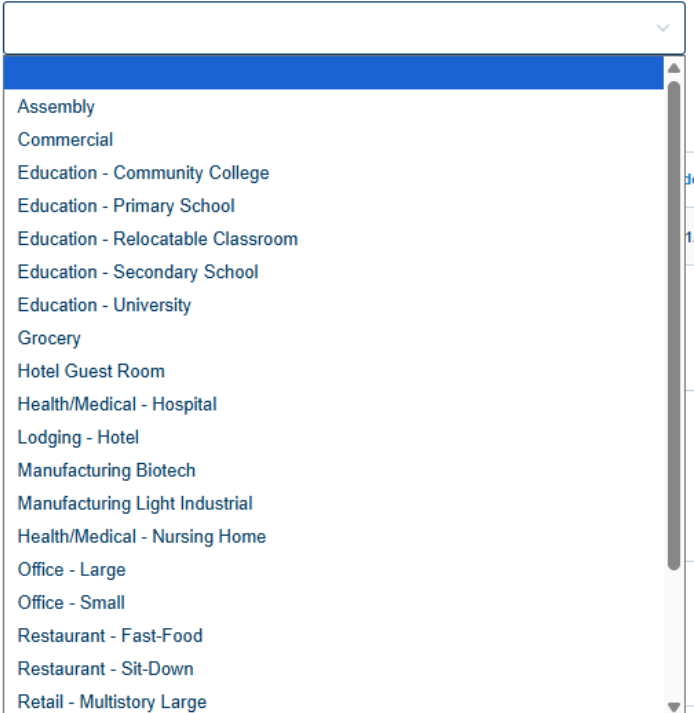
[View Audit](#)

[Add to Calendar](#)

[View Notes](#)

- A New Required Field Called **Building Type** Has Been Added to the Customer Site Tab

* Building Type:



The image shows a dropdown menu for the 'Building Type' field. The menu is open, displaying a list of building types. The top item is highlighted in blue. The list includes:

- Assembly
- Commercial
- Education - Community College
- Education - Primary School
- Education - Relocatable Classroom
- Education - Secondary School
- Education - University
- Grocery
- Hotel Guest Room
- Health/Medical - Hospital
- Lodging - Hotel
- Manufacturing Biotech
- Manufacturing Light Industrial
- Health/Medical - Nursing Home
- Office - Large
- Office - Small
- Restaurant - Fast-Food
- Restaurant - Sit-Down
- Retail - Multistory Large

- A New Required Field called **Measure Type** Has Been Added to the Assessment Panel. Make sure to correctly specify which measure an assessment is being performed

The image shows a portion of a web form. At the top, a dropdown menu is highlighted with a red box and contains the text "Assessment". Below it are three required fields, each with a red asterisk and a label: "* Prospect Status:", "* Prospect Status Reason:", and "* Prospect Source:". Each of these fields is an empty dropdown menu. Below these is another required field, "* Measure Type:", which is also highlighted with a red box. This dropdown menu is open, showing two options: "Lighting/Refrigeration" and "Heat Pump Water Heater".

- Under the Assessment Tab, Find the New Heat Pump Water Heater Survey, Used During Heat Pump Water Heater Assessments

The image shows a web interface for an "HPWH Survey". On the left, there is a sidebar with a tab labeled "HPWH Survey". The main content area has a header "HPWH Survey" and a section titled "View Survey As: *". This section contains two radio buttons: "ESR" (which is selected) and "Energy Auditor". Below this section is a blue button labeled "Complete". At the bottom right of the page, there are two buttons: "Cancel" and "Save".

Please note how the HPWH Survey is located above the Save Button. Clicking "Complete" only saves the information entered during the survey. Be sure to hit "Save" to retain any information entered in the assessment tab.

Note for iPad Users: For an improved view while filling out the HPWH Survey, hold your device in the landscape position and click on the arrow to collapse the left-side panel.

The screenshot displays the 'ViewPoint-Assessment' mobile application interface. At the top, the title 'ViewPoint-Assessment' is visible on the left, and 'Energy Service Req' and 'Logged In' are on the right. A dark blue sidebar on the left contains icons for a home screen, a search function, and a calendar. The calendar shows 'Dec 2025' with the 30th highlighted. Below the calendar, there is a red circle highlighting a small left-pointing arrow icon. The main content area is divided into three columns. The left column contains a list of items: 'Hydration Station Initiative Program' (unchecked), 'Not Interested' (unchecked), 'Heat Pump Water Heater' (checked), and 'Anti-Sweat Heat' (checked). The middle column has a blue header 'HPWH Survey' and two sub-sections: 'HPWH SPACE AND ELECTRICAL' and 'HPWH FIXTURE SURVEY TOOL'. The right column is the 'HPWH Survey' form, which includes a 'View Survey As:' section with radio buttons for 'ESR' and 'Energy Audit' (selected). Below this is a 'Water Heater' section with tabs for 'Water Heater 1' and 'Water Heater 2'. Under 'Water Heater 1', there is a 'Water Heater Name:' field containing 'WH1' and an 'Audit Line Item No.:' field.

SPRINT 93

Release Notes

DECEMBER 30, 2025

3.) Audit Enhancement - New Heat Pump Water Heater Survey

When Auditors view a customer record, the new HPWH Survey now appears at the bottom of the page.

Hours of Operation:	Total Yearly Hours: 5,005 Hours	Total Weekly Hours: 96 Hours	Business Details:
<input type="checkbox"/> Monday	Open and Close Open 24 hours	Hours Open 24	Customer Quality for Water <input type="checkbox"/>
<input type="checkbox"/> Tuesday	Open 24 hours	24	Customer Quality for Toilet <input type="checkbox"/>
<input type="checkbox"/> Wednesday	Closed	-	Fewer than 8 fixtures <input type="checkbox"/>
<input type="checkbox"/> Thursday	Open 24 hours	24	Fluorescent Present <input type="checkbox"/>
<input type="checkbox"/> Friday	Open 24 hours	24	HID Present <input type="checkbox"/>
<input type="checkbox"/> Saturday	Closed	-	LED Present <input type="checkbox"/>
<input type="checkbox"/> Sunday	Closed	-	Refrigeration Present <input type="checkbox"/>
			Toilets <input type="text"/>

HPWH Survey

HPWH SPACE AND ELECTRICAL

HPWH FIXTURE SURVEY TOOL

HPWH Survey

View Survey As: *

ESR Energy Auditor

Water Heater

Water Heater 1

Water Heater Name:

WH 1

Is the current water heater a split (separate tank), unitary (integrated tank), or instantaneous heater? *

ESR Response:

Make sure users are selecting the correct role when filling out the survey

HPWH Survey

View Survey As: *

ESR

Energy Auditor

SPRINT 93

Release Notes

DECEMBER 30, 2025

4.) Financial and kWh Summary Enhancements

Financial and kWh Summaries on the audit and project levels now display HPWH Savings, Project Costs, and Labor Costs.

New Audit Summaries:

The screenshot displays two side-by-side summary panels for an audit. The left panel, titled 'Financial Summary', lists 'Annual Energy Cost Savings' at \$273.19 and 'HPWH Project Cost' at \$46,446.22. The right panel, titled 'kWh Summary', lists '\$/kWh Savings' at \$0.72, 'CO₂e Reduction (mt)' at 0.487, and 'HPWH Cost Saved kWh' at 1.27. Red boxes highlight the 'HPWH Project Cost' and 'HPWH Cost Saved' metrics in both panels.

Category	Metric	Value
Financial Summary	Annual Energy Cost Savings	\$273.19
	HPWH Project Cost	\$46,446.22
	HPWH Thermos Saved	1,814
kWh Summary	\$/kWh Savings	\$0.72
	CO ₂ e Reduction (mt)	0.487
	HPWH Cost Saved kWh	1.27

New Project Summaries (Found in Work Order | Financial and Savings Summary):

The screenshot displays a project summary interface. On the left, a dropdown menu is open, showing 'Financial And Savings Summary' selected. The main content area has two panels: 'Financial Summary' and 'kWh Summary'. The 'Financial Summary' panel lists 'HPWH Project Cost' at \$46,446.22 and 'HPWH Labor Cost' at \$9,460.00. The 'kWh Summary' panel lists 'HPWH Cost Saved kWh' at 1.27. Red boxes highlight the 'HPWH Project Cost' and 'HPWH Cost Saved' metrics.

Category	Metric	Value
Financial Summary	HPWH Project Cost	\$46,446.22
	HPWH Labor Cost	\$9,460.00
	HPWH Thermos Saved	1,814
kWh Summary	HPWH Cost Saved kWh	1.27
	HPWH Net kWh Savings	36,470.2
	\$/kWh Savings	\$∞

Please Note: The HPWH Labor Cost field will not populate until the project is assigned to a subcontractor organization that has labor rates uploaded.

SPRINT 93

Release Notes

DECEMBER 30, 2025

5.) Workspace Enhancement:

For CSR and UTIL roles, in the **Under Utility Review** and **Needs CSR Review** sections, the **Under Utility Review Date** column now appears by default next to the **Eligibility Status** column.

Eligibility Status	Under Utility Review Date	Account Number	Customer Name
--------------------	---------------------------	----------------	---------------

SPRINT 93

Release Notes

DECEMBER 30, 2025

6.) Utility Invoice Builder Only Accessible to FIN Role

Access to the Utility Invoice Builder has been removed from the PAD role. Only the FIN role has access to the Utility Invoice Builder, shown below:

The screenshot displays the 'Invoice Billing' application interface. At the top left, there is a menu icon and the title 'Invoice Billing'. On the top right, it shows 'Last Login: December 29, 2025 5:19 PM'. Below the title, there are two filter sections: 'Filter by Date Range' with a 'Select Range' dropdown and 'Select Existing Batch ID' with a search input field and a 'Clear' button. Further down, there are 'Invoice ID' and 'Invoice Date' fields. The 'Invoice Date' field is set to '12/29/2025' and has a calendar icon. A 'Create Batch' button is located to the right of the 'Invoice Date' field. Below these fields is a horizontal navigation bar with four tabs: 'Installations' (which is highlighted in blue), 'Audits', 'Program Documents', and 'Invoice Documents'. Underneath the navigation bar, there are two summary lines: 'Billed Sub Total: \$0.00' and 'Total Billed Installations and Audits: \$0.00'. To the right of these lines is an 'Export Current Dataset' button. At the bottom of the interface, there is a table header with the following columns: Tracking Number, Batch ID, Invoice ID, Invoice Date, Billed Date, Assignment ID, ESR, Contractor, Business, Account Number, Meter Number, Address, and Assessed Date.

SPRINT 93

Release Notes

DECEMBER 30, 2025

7.) Ticket Submission Enhancement

Clicking on the ticket icon in the bottom left corner will launch a user's default email app with a preconfigured email addressed to the Help Desk.

Use this icon to submit tickets or requests to the Help Desk:



Preconfigured Email Addressed to the Help Desk:

Send	To	helpdesk@willdan.com
	Cc	
	Subject	