NY STATEWIDE BUILDING ELECTRIFICATION - SPACE HEATING AND COOLING CALCULATOR Version 4.2

USER GUIDE

March 15, 2026

Contents

Summary 3
When to Use this Calculator: 3
General 7
Tab: Inputs 8
Follow this section if the project application involves replacing/upgrading the heat pump system only.. 9
Building Characteristics 9
Permits 19
Follow this section if the project application involves replacing/upgrading the heat pump system only.. 24
Tab: Eqpt Sched & Eligibility 29
Tab: Energy/Heat Recovery Ventilator (ERV/HRV) 46
Tab: Results Summary 47
Appendices ..... Error! Bookmark not defined.
A. Definitions ..... Error! Bookmark not defined.
B. Building Profiles 50
Office Building 50
Assembly 51
Health 52
Light Manufacturing 53
Restaurant 54
Retail 55
School 56
Warehouse 57
Laboratory 58
Hotel 59
Residential 60
Multi-Family 61

Summary

The Statewide Building Electrification Program Space Heating and Cooling Calculator (Building Electrification Calculator) is an excel based tool that has been developed to assist participating contractors applying to the New York State Building Electrification Program with calculating custom energy savings and incentives for the following heat pump technologies:

- Northeast Energy Efficiency Partnerships (NEEP) listed cold climate single package air source heat pumps.
- NEEP-listed cold climate air source Mini-Splits, Single Package Vertical Heat Pumps and Package Terminal Heat Pumps
- Air-Conditioning, Heating, and Refrigeration Institute ("AHRI") Rated Large Unitary Air-to-Air Heat Pumps
- AHRI Rated Air Source Variable Refrigerant Flow (VRF) Heat Pumps
- AHRI Rated Large Closed Ground Loop Heat (Ground Source) Pumps with Centralized Pumping

This updated version allows users to quantify savings for Heat Pump Upgrades, such as Heat Pumps coupled with Building Envelope Upgrades and Energy /Heat Recovery Ventilator applications. It also allows users to get a rough estimate of the savings and incentives for projects in the early stages to get a feasibility check on pursuing the project further.

When to Use this Calculator:

The Building Electrification Calculator should be used as the default method to calculate energy savings for the technologies mentioned above if one or more of the following statements are true:

- The project involves installing NEEP-listed cold climate air source or mini-split units in new construction or existing multi-family buildings.
- The project proposes to install a combination of the above heat pump technologies. For example, the project scope includes the installation of both NEEP-listed mini-splits and Air Source VRFs.
- The project scope of work involves installing Heat Pump technologies and Energy Recovery or Heat Recovery Ventilators (Heat Pump + ERV/HRV) *Provided ERV/HRV systems are not mandated by federal, state, or local code.
- The project scope of work involves installing Heat pump technologies and building envelope upgrades for new construction, existing building retrofit, or gut renovation of a facility. (Heat Pump + Envelope Upgrade, check the relevant utility program manual for eligibility)
- The project scope involves installing Heat pump technologies along with building envelope upgrade coupled with ERV/HRV. (Heat Pump + Envelope Upgrade + ERV/HRV) *Provided ERV/HRV systems are not mandated by federal, state, or local code.

In addition, the version 4.2 calculator must be used for projects that have not yet received a **Preliminary Incentive Offer Letter** before March 1, 2026, superseding results obtained with previous versions.

Revisions and Updates:

The following are the summary of updates from version (2.2.2) of the Statewide Clean Heat/Building Electrification calculator:

Tab	Section	Summary of Revisions
Inputs	Building Characteristics	V2.2.2: Updated to enter no. of dwelling more or less than 2000 sf. specific for Multifamily building type selection V2.2.5: Updated to enter Annual Billing Data for Cooling and Heating Energy. V2.2.6: Updated Construction Type Cell: Changed pull down menu to clarify: "Gut Renovation (use Bundled Set)". You should not use "Gut Renovation" for HP only, ONLY use with Bundled Set.
Eqpt Sched and Eligibility	Layout and User interface Ground Sourced Heat Pump	Follows a General Data entry followed by ASHP /AHRI/NEEP specific data and GSHP data Entry requires GSHP Heating and Cooling capacities and Efficiencies at different temperatures from the AHRI certificate as compared to those at temperatures used in v2.1
ERV	Column Headers	Renamed Sensible and Total ERV efficiency Column Headers more specific entries V3.4: ERV tab has been revised to include unoccupied airflow amount and removed occupied hour dropdown menu. Occupied hours now based on default values for the chosen building type.
Bldg Data & Sizing	All Sections – Partial Load Supplemental Fuel Choice	V2.2.6: Limited the dropdown choice to be existing fuel from Inputs or "Electric Resistance".
Results		V2.2.6: Changed the incentive default values for part-load projects for Central Hudson,

		National Grid, and RGE/NYSEG.
Eqpt Sched and Eligibility	Heat Pump Technology Dropdown	V3.0: Added a technology option for small GSHP units: 1) Non-console units (<2 tons) and 2) Console units in the EQUIP sheet that are either console or non-console units. Tool now checks against proper efficiency criteria.
Eqpt Sched and Eligibility	COP & Capacity Entry Formatting	V3.0: COP and Capacity Entries now must be a fractional number.
Eqpt Sched and Eligibility	Counterfactual heating and cooling technology columns.	V3.0: Now Columns BX and BY in EQUIP turn red if they are left blank when technology (in col A) is specified.
Inputs	Construction Type	V3.0: "Gut Renovation" should not be selected unless there is an envelope improvement. The cells C66_C67 now turn red if "Gut Rehab" is selected and the cells are left blank. There is also a FLAG in results that blanks out the results for envelope if this is true
Inputs	Project Submission Date	V4.0: Added submissions date to input sheet to apply any relevant limited time offers to the incentive.
Eqpt Schedule & Eligibility2	Equipment Tables	V4.0: Technologies are now separated into individual tables. The new tables include the relevant inputs required for their respective technology. The equipment tables include NEEP Listed ASHPs, NEEP Listed SVHPs & PTHPs, Large Commercial Heat Pumps (LUHPs & VRF), Small Commercial Heat Pumps (LUHPs w/ SEER2 & HSPF2), and Ground Source Heat Pumps.
Eqpt Schedule & Eligibility2	Equipment Tables	V4.0: Can now handle “HTG only” w/o cooling savings
Bldg Data & Sizing	NEEP Listed ccASHP and ccMSHPs	V:4.0 Fixed cooling ratio (CR) calcs to match PM BCL/BHL rules; improved interpretation of CR values.
Results Summary	Heat Pumps Summary	Fixed error with utility bill adjustments. Cleaned up calcs in each system sheet. The specific

		error was found in SPVHP calcs sheet. This correction does not work when multiple systems are included in a project
Bin Model	Calculations	Fixed error in baseline EER in calcs sheet for NEEP ASHP and SPVHP that referenced the incorrect data in some cases (or other logic may have limited the checks)
Results Summary	Rough Estimate Results	Fixed various improper refs in Results tab to "Rough Estimate" cell from Inputs
Results Summary	Reduction in Fossil Fuel	Fixed bad ref to fossil fuel savings (had the incorrect sign) for AHRI Com & Small COM. This caused % fossil in AF25 to be wrong
ERV & Results Summary	ERV Savings	The first line in the ERV tab (row 4) did not calculate fan power properly because of a missing formula. The subtotals for Clg & Htg for ERVs did not report correctly.
General	Weather data	V4.2: Updated weather data to use TMYx instead of TMY3
General	Program Name	V4.2: Changed "Clean Heat" branding to "Building Electrification"
Eqpt Sched & Eligibility2	Heating System Type	V4.2: added conventional-code compliant ASHP as possible baseline
Results Summary	Incentive Rate	V4.2: Updated NYSEG/RGE incentives to allow for Bonus for envelope programs
Inputs	Project Information	V4.2: Added PHASED option for CE; disregards size/load limits (no more reduced incentive)
Results Summary	Incentive Rate	V4.2: Updated incentive rates for Con Ed, Ngrid, NYSEG/RGE, CH

Exceptions to Using Calculator:

Under certain circumstances, applicants may bypass this calculator, opting instead to calculate savings using their own custom approach, even when one of the above statements is true. Justifiable reasons for doing so include, but are not limited to:

- The applicant has prepared a whole building energy model using one approved modeling software listed in the Building Electrification Program Guide.
- The project proposes installing a heat pump technology that does not fall into one of the above applicable categories available in the Building Electrification Calculator. No prescriptive TRM methodology is available for calculating savings, i.e. Heat Recovery Chillers.
- The project involves a heat pump installation at an existing building, whose existing heating and cooling equipment types do not align with pre-programmed baselines provided in the Building Electrification Calculator. In this case, the applicant may still use the Building Electrification Calculator and should select a counter-factual baseline using pre-programmed baselines in the tool. Alternatively, the applicant may submit custom calculations comparing the proposed heat pump installation to the existing heating and cooling types currently installed at the facility. It is noted that baseline efficiencies should be based on minimum code efficiencies and not the existing equipment efficiency, except for heat pumps + envelope and LMI projects.

All calculation approaches must use NYS ECC code minimum efficiencies for baseline systems.

General

Users shall review the 'Input,' Eqpt Eligibility & Sched' and 'ERV' tabs and input project-specific details where needed. Cells requiring user input are highlighted in yellow. Cells in white will auto-populate based on the inputs the user enters. Red cells indicate there may be an issue with project or equipment eligibility. Users can fill in the costs and related data in the 'Results Summary Tab'.

Project Information		
Building Characteristics	Zip Code	10577
	Utility	Con Edison
	Program	Multifamily
	Building Type (If Custom, fill in Custom Information in cells G4:J37)	Multifamily
	# of dwellings < 2,000SF	100
	# of dwellings ≥ 2,000SF	1
	Construction Type	Gut Renovation
	Year of construction if renovation	
	Gross Building Area impacted by SOW (SF)	449,000
	Billing Data: Annual Cooling Energy Use (kWh)	
	Billing Data: Annual Heating Energy Use (MMBtu)	
	LMI Building	non-LMI
	Floor to Floor Height (ft)	9
	Scope of work - Heat Pump installation - Bundle Set: Heat Pumps with Envelope Upgrades or ERVs or both	Bundle Set

Yellow shaded cells indicate user input is required.

<-- please provide the billing data

Heat Pump Technology	Outdoor Unit Tag(s) (OPTIONAL)	Outdoor Unit Quantity	Application	Du
NEEP Listed Cold Climate Mini-Split Heat Pump		6	Cooling and Heating	
NEEP Listed Cold Climate Mini-Split Heat Pump		22	Cooling Only	
NEEP Listed Cold Climate Mini-Split Heat Pump		5	Cooling and Heating	
NEEP Listed Cold Climate Mini-Split Heat Pump		6	Cooling and Heating	
NEEP Listed Cold Climate Mini-Split Heat Pump		1	Cooling and Heating	
Air Source Variable Refrigerant Flow Heat Pump		1	Cooling and Heating	

When a row highlights in red, there may be an eligibility issue.

Tabs should be completed in the following order:

1. Inputs
2. Eqpt Sched & Eligibility
3. ERV
4. Results Summary

Tab: Inputs

The latest version of the State-Wide Building Electrification Calculator also enables users to get a rough estimate of the savings and incentives for projects in the early stages to get a feasibility check on pursuing the project further.

Depending on the availability of appropriate required documentation, users can select options from the drop-down in cell E4 to submit a complete project application or get a rough estimate for the project by choosing the Demo Mode as shown below:

	A	B	C	D	E	F
1	Project Information			Application Submission Date	Select Mode	
2	Building Characteristics	Zip Code	11370			
4		Utility	Con Edison		Project Application Submission	
7		Program	Commercial/Industrial	Date used for LTO offer deadline with Con Ed		
8		Building Type (If Custom, fill in Custom Information in cells G4:J37)	Office			
9					Notes:	
10					Project Application Mode is used for the application submission.	
11		Construction Type	Existing Building - Retrofit			
12		Year of construction if renovation	Moderately Old (1951-79)			
13		Gross Building Area impacted by SOW (SF)			Rough Estimate Mode is used only for feasibility studies.	
14		Billing Data: Annual Cooling Energy Use (kWh)		<-- please provide the billing data		
15		Billing Data: Annual Heating Energy Use (MMBtu)				
16					Gut Rehab or Renovation, as defined in the NY TRM, removes all building materials down to the structural load-bearing elements	
17		Floor to Floor Height (ft)	10			
18		Incentive Category	Other than 4A			
19		Scope of work - Heat Pump installation - Bundle Set: Heat Pumps with Envelope Upgrades or ERVs or both	Heat Pumps			

SECTION 1:

A) Project Application Submission Mode - Heat Pump Upgrade

Follow this section if the project application involves replacing/upgrading the heat pump system only. It includes all heat pump categories (1,2,4,5,6) except Category 4A.
Please Note: For Heat Pump + Building Envelope Upgrade if applicable) and or ERV/HRV combined applications, follow Section 1 B) which comes after this section on Pg 22. of this document.

Application Submission Date

Application Submission Date
Enter the application submission date. The submission date is necessary to determine eligibility on any active limited time offers.

Zip Code	
Utility	
Program	
Building Type (If Custom, fill in Custom Information in cells G4:J37)	
Construction Type	
Year of construction if renovation	
Gross Building Area impacted by SOW (SF)	
Billing Data: Annual Cooling Energy Use (kWh)	
Billing Data: Annual Heating Energy Use (MMBtu)	
Floor to Floor Height (ft)	
Scope of work - Heat Pump installation - Bundle Set: Heat Pumps with Envelope Upgrades or ERVs or both	

Building Characteristics
Zip Code– Enter the zip code pertaining to the weather station eligible for the facility/application submitted.

Utility – Select the electric utility that services the project's territory from the drop-down menu.

Program- Select the appropriate program category based on the building type from the drop-down menu.

Building Type - Select the appropriate building type from the drop-down menu. Selection should correspond to the building type where heat pumps will be installed. Building profiles have been derived from ASHRAE 90.1 Typical Occupancy Schedule and the New York State Technical Reference Manual Appendix A for several building types.

If the listed building type is selected as Multifamily, it will prompt the user to:

Building Type (If Custom, fill in Custom Information in cells G4:J37)	Multifamily
# of dwelling units < 2,000SF	
# of dwelling units ≥ 2,000SF	
Construction Type	
Year of construction if renovation	
Gross Building Area impacted by SOW (SF)	
Billing Data: Annual Cooling Energy Use (kWh)	
Billing Data: Annual Heating Energy Use (MMBtu)	
LMI Building	

- Choose whether it is an LMI or Non-LMI building, or DAC or Non-DAC building- # of dwellings < 2,000SF

- # of dwellings > 2,000SF

Suppose the listed building types do not align with the building type in the subject project. In that case, users may select custom from the drop-down in Cell C8 and then use the custom HVAC schedule in cells G4-J37 to create a "custom" building profile, including HVAC schedule, temperature set points, and balance point temperatures closely align with their project application.

- Creating a Custom HVAC Schedule – Select "On" or "Off" from the drop-down menu to correspond to the hours when the building's HVAC system is expected to be operational. Periods designated "On" correlate to times when the building is occupied, while "Off" periods correlate to times when the building is unoccupied or lightly occupied.

Complete table below if Cutom Building Type is selected:			
Hour (Time of Day)	Custom HVAC Schedule		
	Weekday	Saturday	Sunday
1:00 AM (12 to 1 AM)	Off		
2:00 AM (1 to 2 AM)	Off		
3:00 AM (2 to 3 AM)	Off		
4:00 AM (3 to 4 AM)	Off		
5:00 AM (4 to 5 AM)	Off		
6:00 AM (5 to 6 AM)	On		
7:00 AM (6 to 7 AM)	On		
8:00 AM (7 to 8 AM)	On		
9:00 AM (8 to 9 AM)			
10:00 AM (9 to 10 AM)			
11:00 AM (10 to 11 AM)			
12:00 PM (11 to 12 PM)			
1:00 PM (12 to 1 PM)			
2:00 PM (1 to 2 PM)			
3:00 PM (2 to 3 PM)			
4:00 PM (3 to 4 PM)			
5:00 PM (4 to 5 PM)			
6:00 PM (5 to 6 PM)			
7:00 PM (6 to 7 PM)			
8:00 PM (7 to 8 PM)			
9:00 PM (8 to 9 PM)			
10:00 PM (9 to 10 PM)			
11:00 PM (10 to 11 PM)			
12:00 PM (11 to 12 AM)			

- Occupied / Unoccupied Heating and Cooling Temperature Set Points – Enter the building's heating and cooling thermostat temperature set points.
- Occupied / Unoccupied Heating and Cooling Balance Point Temperatures – Enter the building's heating and cooling balance point temperatures.

  If balance points are unknown, enter the following pre-set balance point temperatures into the blank table:
  - ***Custom Profile - Existing Building Default Balance Point Temperatures:***

	Occupied Hours	Unoccupied Hours
Cooling Balance Point (deg F)	58	61
Heating Balance Point (deg F)	54	51

  - ***Custom Profile - New Construction Default Balance Point Temperatures:***

	Occupied Hours	Unoccupied Hours
Cooling Balance Point (deg F)	55	58
Heating Balance Point (deg F)	52	49

Construction Type – Select from the following drop-down options depending on the project facility application:

1) New Construction

2) Existing Building -Retrofit

3) Gut Renovation[1]

[1]Gut renovation is "Gut Rehab" or "Gut Renovation", as defined in the NY TRM, removes **all** building materials down to the structural load-bearing elements.

Construction Type: New Construction-
Selecting this option will prompt the user to fill in the following specific sections along with the other bold highlighted sections:

- Minimum Code Complaint Building Envelope- Heating & Cooling Load
- Minimum Code Complaint HVAC system type

Construction Type: Existing Building - Retrofit -
Selecting this option will prompt the user to fill in the following specific sections along with the other bold highlighted sections:

- Existing Building Envelope - Heating & Cooling Load
- Loads Served by Heat Pumps after Envelope Improvements
- Existing HVAC System Type
- Year of Construction If Renovation

Construction Type: Gut Renovation (use Bundled Set):
Selecting this option will prompt the user to fill in the following specific sections along with the other bold highlighted sections:

- Existing Building Envelope - Heating & Cooling Load
- Loads Served by Heat Pumps after Envelope Improvements
- Existing HVAC System Type
- Year of Construction If Renovation
- Loads for envelope compliant with the applicable energy code.

Gross Building Area Impacted by SOW (Sf)- Enter the appropriate sq.ft, area impacted by the HVAC and/or building envelope upgrade.

Floor to Floor Height (ft)- Enter the appropriate ft measurement between 2 consecutive floors.

Billing Data: Annual Cooling Energy Use (kWh) –

Please provide the current annual cooling energy use from billing data. **Mandatory – not optional!**

Billing Data: Annual Heating Energy Use (MMBtu) –

Please provide the current annual heating energy use from billing data. **Mandatory – not optional!**

Scope of work

Select 'Heat Pumps' for standalone heat pump installation or 'Bundle Set' for heat pumps with envelope upgrades or ERVs or both

BE Project Type	**Is the BE Project "Full Electrricification" or "Phased Electrification" of the Building?**	

BE Project Type:
Is the BE Project "Full Electrification" or "Phased Electrification" of the Building? - Choose "Full Electrification if the entire building is being electrified (served by heat pump heating). Choose "Phased Electrification" if heat pumps do not serve the entire building.

Design Temperatures:
1% Dry Bulb Cooling Design Temperature: Enter 1% Dry Bulb Cooling Design Temperature from the design load calculations.

For Reference-Below are typical 1% cooling design dry bulb temperatures based on various ASHRAE 2021 weather station locations. It is expected that the load calculations submitted with the user's application align with the below temperatures, +/- 5˚F.

Please note that a Design Temperature Lookup Tool is available on the NY State Resources website:

https://cleanheat.ny.gov/assets/other/Design%20temperature%20lookup%20tool.xlsx

City Name	ASHRAE 2021 1% Cooling Dry Bulb Temperature (deg F)
Albany	86.3
Binghamton	82.3
Buffalo	83.9

Central Long Island	86.4
Elmira	86.5
Fort Drum	83.8
Glens Falls	84.6
Islip	85.9
Jamestown	81.1
Massena	84.6
Monticello	83.5
New York City - Central Park	87.9
New York City - JFK	86.7
New York City - LaGuardia	89.8
Niagara Falls	85.4
Poughkeepsie	88.4
Rochester	86.0
Saranac Lake	81.0
Syracuse	86.4
Utica	84.4
Watertown	83.3
Westhampton	84.2
White Plains	86.4

99% dry bulb heating design temperature (°F) - Enter 99% Dry Bulb Heating Design Temperature from the design load calculations.

For Reference: Below are typical 99% heating design dry bulb temperatures based on various ASHRAE 2021 weather station locations. It is expected that the load calculations submitted with the user's application align with the below temperatures, +/- 5 ºF.

Please note that a Design Temperature Lookup Tool is available on the NY State Resources website:

https://cleanheat.ny.gov/assets/other/Design%20temperature%20lookup%20tool.xlsx

City Name	ASHRAE 2021 99% Heating Dry Bulb Temperature (deg F)
Albany	4.3
Binghamton	3.9
Buffalo	6.8
Central Long Island	16.5
Elmira	4.1
Fort Drum	-4.9
Glens Falls	-2.1
Islip	15.7
Jamestown	4.5
Massena	-7.6
Monticello	4.7
New York City - Central Park	17.3
New York City - JFK	17.5
New York City – LaGuardia	17.9
Niagara Falls	6.5
Poughkeepsie	8.04
Rochester	6.6
Saranac Lake	-12.6
Syracuse	4.1
Utica	0.8
Watertown	-5.4
Westhampton	11.9
White Plains	12.9

Minimum Code Complaint/ Existing Building Envelope:

Building Cooling Load (BCL) – Enter the total design cooling load in British Thermal Units per hour (Btu/h) for the areas impacted by the building electrification project. BCL should be calculated following a code-approved methodology, including ACCA Manual J for residential buildings and ASHRAE/ACCA Standard 183 for commercial buildings. Calculating the building's design cooling load shall be at the 1% dry bulb cooling design temperature for the most relevant ASHRAE 2021 location. Below is an example of building load calculations, showing the building cooling load and cooling design temperature. In cases where eligible ERV/HRVs are being installed, loads should represent the entire ventilation load per ACCA 183. In cases where large ventilation loads are present, loads may require adjustment during technical review.

Cooling Load Calculations Example:

Summer Design Conditions

Outside db	90	°F
Inside db	75	°F
Design TD	15	°F
Daily range	L	
Relative humidity	50	%
Moisture difference	29	gr/lb

1% Dry Bulb Cooling Design Temperature. This should match the ASHRAE 2021 temperatures +/- 5 degrees

Sensible Cooling Equipment Load Sizing

Structure	145187	Btuh
Ducts	8567	Btuh
Central vent (0 cfm) (none)	0	Btuh
Blower	0	Btuh
Use manufacturer's data	n	
Rate/swing multiplier	0.95	
Equipment sensible load	145605	Btuh

Sensible Cooling Load

Latent Cooling Equipment Load Sizing

Structure	22827	Btuh
Ducts	10287	Btuh
Central vent (0 cfm) (none)	0	Btuh
Equipment latent load	33114	Btuh

Latent Cooling Load

Equipment Total Load (Sen+Lat)	178719	Btuh
Req. total capacity at 0.70 SHR	17.3	ton

Building Cooling Load = Sensible Cooling Load + Latent Cooling Load

Building Heating Load (BHL) – Enter the total design heating load in British Thermal Units per hour (Btu/h) for the areas impacted by the building electrification project. BHL should be calculated following a code-approved methodology, such as ACCA Manual J for residential buildings and ASHRAE Standard 183 for commercial buildings. Calculating the building's design heating load shall be at the 99% dry bulb heating design temperature for the most relevant ASHRAE 2021 location. Below are examples of building load calculations, showing the building heating load and heating design temperature. In cases where eligible ERV/HRVs are being installed, loads should represent the entire ventilation load per ACCA 183. In cases where large ventilation loads are present, loads may require adjustment during technical review.

Heating Load Calculations Example:

Winter Design Conditions

Outside db	17	°F
Inside db	70	°F
Design TD	53	°F

99% Dry Bulb Heating Design Temperature

Heating Summary

Structure	242341	Btuh
Ducts	25712	Btuh
Central vent (0 cfm) (none)	0	Btuh
Humidification	0	Btuh
Piping	0	Btuh
Equipment load	268053	Btuh

Building Heating Load

In cases where an existing energy recovery ventilator also serves the building, the user should only enter the loads relating to the heat pump installation. Refer to the below heat load calculation:

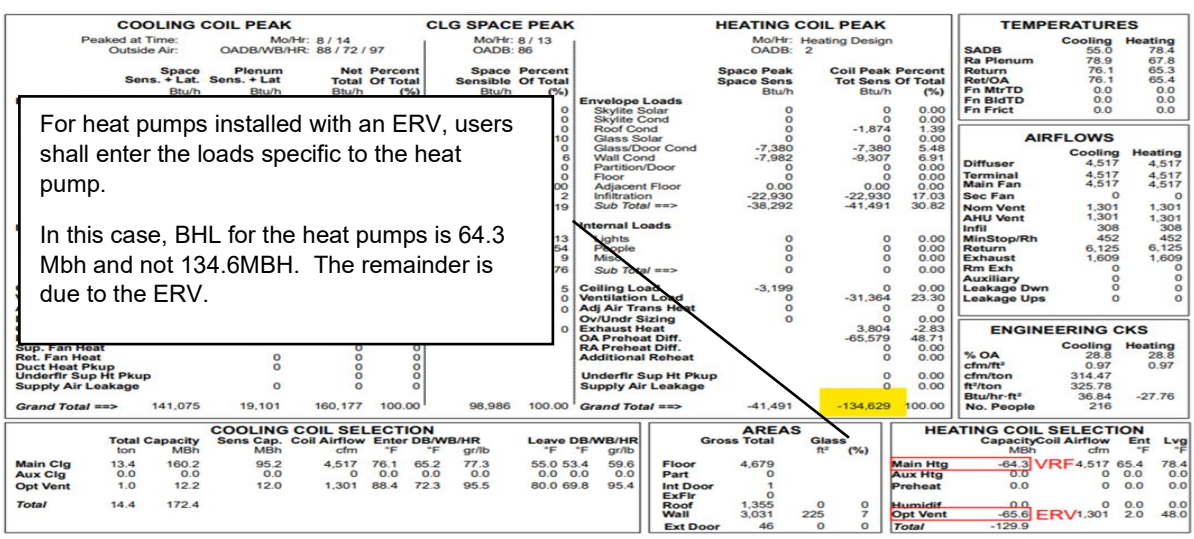

Minimum Code Required/ Existing HVAC System Type

New Construction Applications – a minimum code-compliant HVAC system will have to be selected:

Minimum Code Compliant HVAC System	**Minimum Code Compliant Heating System Type**	Natural Gas Natural Gas Oil Electric District Steam

Existing or Gut Renovation Applications- The existing HVAC system will have to be selected along with the option to choose from whether the system will be decommissioned, removed, or will remain in place (active):

Existing HVAC System	**Existing Heating System Type**	Natural Gas
	What Will Happen to the Existing Heating Systems?	Removed

For New Construction, Existing-Retrofit and Gut Renovations applications, an NYCECC code minimum baseline will be used as a baseline for efficiency requirements as default, and users will not be required to make any specific selection in these scenarios for efficiency requirements.

Proposed Heat Pump System:

Heating Controls – Select heating controls strategy from the drop-down menu.

Proposed Heat Pumps		
	Heating Controls	Integrated Control Separate Control Integrated Control

- Integrated Control – This option covers two types of control strategies:
  - Integrated/Modulating – The heat pump and backup heating system are on the same thermostat. The backup heater can modulate to meet the load without limiting the ASHP from delivering its maximum capacity.
  - Integrated/Fixed Capacity – The ASHP and backup heating system are on the same thermostat. The backup heater has a fixed capacity to meet the load. The backup heater is larger than the ASHP, so the ASHP is not always able to deliver its maximum capacity (the backup heater supplies a larger share of the load when both are running).
- Separate Control – The heat pump and backup heating system are on separate thermostats and controlled separately.

If there is no backup heating system in the proposed project, the user shall default to integrated control.

The following additional information is required for closed loop ground source systems. To activate the GSHP piping box, you can:

1. **Demo Mode:** Choose "GSHP system" in the input tab at C45.

2. **Project Application Mode:** Select "GSHP technology" in column C under the "Eqpt Sched and Eligibility2" tab.

Complete table below if Ground Source Heat Pump Type is selected:		
Closed Loop Ground Source Heat Pumps	**Pumping Type**	Sensorless Variable Speed
	Quantity of Duty Pumps	1
	Pump Horsepower	1
	Pump Motor Efficiency	82.5%
	Pumping Design Power (kW)	1
	Loop Type	Closed Loop
	Average Ground Temp (F)	50
	Max Entering Water Temperature (EWT) (deg F) in Cooling	90
	Min Entering Water Temperature (EWT) (deg F) in Heating	30

- Pumping Type: Select pumping design methodology from drop down menu:
  - Constant Speed: Design does not incorporate variable speed pumping.
  - Traditional Variable Speed: Install a variable speed drive (VSD) to vary pump speed in order to maintain the required pressure difference across all the heat pumps.
  - Two Stage Speed: Install a two-speed motor that can operate at a lower speed (usually 60% of full speed). Usually, the change in speed is driven by a pressure difference measurement in building loop.
  - Sensor less Variable Speed: Uses a variable speed pump with internal controls to modulate speed to maintain a constant pressure difference across a range of flows. These controllers use a sensor less control approach that attempts to mimic differential-pressure control without requiring a pressure sensor out in the building loop. The controller infers the pressure difference (at the pump) from measured current and speed. These pumps are common in small and medium applications up to 300-400 gpm.
- Quantity of Duty Pumps: Enter pump quantity.
- Pump Horsepower: Enter horsepower per pump.
- Pump Motor Efficiency: Pump motor efficiency auto-populates based on horsepower of pump entered in field above. Motor efficiencies are based on NEMA premium motor efficiencies.
- Pumping Design Power (kW): Pumping design power auto-populates based on the entered quantity, pumping horsepower, motor efficiency, as well as an assumed load factor of 1:

$$Pumping\ Design\ Power\ (kW) = \frac{Quantity\ x\ Horsepower\ x\ Load\ Factor}{Motor\ Efficiency}$$

- Average Ground Temp (F): Enter average ground temperature.
- Max Entering Water Temperature (EWT) (deg F) in Cooling: Enter the maximum temperature of the water entering the heat pump from the ground source system when operating in cooling mode.
- Min Entering Water Temperature (EWT) (deg F) in Heating: Enter the temperature of the water entering the heat pump from the ground source system when operating in heating mode.

Permits

For New Construction Applications, users will be prompted to fill in the code permit requirements as required:

Permits	**Energy Code Compliance Method**	Prescriptive - Tabular Analysis Prescriptive - REScheck/COMcheck Total Building Performance - Energy Modeling
	Section C406 Additional Efficiency Package Compliance	
	Baseline Efficiency as the basis from which to calculate savings	Minimum Code Efficiency

<u>Energy Code Compliance Method</u> – Select the applicable energy code compliance path from the drop-down menu. According to the 2020 New York City / New York State Commercial (NYC/NYS) Energy Codes, projects may comply in the following ways:

1. Prescriptive – Tabular Analysis
2. Prescriptive – REScheck/ COMcheck
3. Total Building Performance -Energy Modeling

The prescriptive compliance path requires each building element to meet a minimum acceptable value listed by the referred energy code. In contrast, the total building performance involves building the virtual model of the project to predict energy usage against an acceptable baseline. The performance path allows the designers to make trade-offs between various components of the building envelope and the systems used for heating, cooling, and lighting. The existing building typically complies with the prescriptive path by submitting a tabular analysis or COM check. Refer to examples of a tabular analysis and COM check below.

<u>Section C406 Additional Efficiency Package Compliance (Commercial Code Only)</u> – The 2020 NYC/NYS Commercial Energy Codes require all projects following the prescriptive path to incorporate one of eight additional efficiency package options within their design. Users shall select which additional efficiency package option was used to comply with the code from the drop-down menu. Users may select “Not Applicable” if this requirement doesn’t apply to the project (e.g., the project is a single-family or low-rise multi-family building that complies with the residential energy code). Users can determine which energy efficiency package the design complies with by consulting with the project’s COMcheck or tabular analysis. See below.

COMcheck Example:

COMcheck Software Version 4.1.3.0

Mechanical Compliance Certificate

Energy Code:	2020 New York City Energy Conservation Code
Project Title:	New Multifamily Building
Location:	New York, New York
Climate Zone:	4a
Project Type:	New Construction

Additional Efficiency Package(s)

Reduced interior lighting power. Requirements are implicitly enforced within interior lighting allowance calculations.

Mechanical Systems List

Quantity System Type & Description

Tabular Analysis Example:

2020 NYCECC Commercial Additional Efficencies Tabular Analysis

NYCECC Citation	Provision	Item Description	Code Prescriptive Value (ECC)	Proposed Design Value	Supporting Documentation
C406.1	**Requirements** (for ADDITIONAL EFFICIENCY PACKAGE OPTIONS)	*Sample text: Choose one of six additional efficiency options*	*Buildings shall comply with at least one of the following: 1. More efficient HVAC performance in accordance with Section C406.2. 2. Reduced lighting power density system in accordance with Section C406.3. 3. Enhanced digital lighting controls in accordance with Section C406.4. 4. Provision of a dedicated outdoor air system with energy recovery ventilation for certain HVAC equipment in accordance with Section C406.5. 5. High-efficiency service water heating in accordance with Section C406.6. 6. Enhanced envelope performance in accordance with Section C406.7*	*Sample text: Reduced lighting power density system in accordance with Section C406.3.*	*Sample text: See note on EN-XXX*
C406.2	**More efficient HVAC equipment performance**	*More efficient HVAC equipment performance*	*Sample text: Equipment exceeds code min. by 10%: 1 MBTU/hr gas-fired, hot water boiler @ 80% Et, 300 ton air-cooled chiller @ 10.1 EER, 14 IPLV*	*Sample text: 1000 MBH gas-fired, hot water boiler @ 96% Et, 300 ton air-cooled chiller @ 12 EER, 16 IPLV*	*Sample text: See Mechanical schedule, drawing M-XXX*
C406.3	**Reduced lighting power density**	*Reduced lighting power density*	*Sample text: Lighting exceeds code min. by 10%: Building Area Method Office: 0.69 W/SF*	*Sample text: Building Area Method Office: 0.50 W/SF*	*Sample text: See RCPs, Lighting Schedule, LPD calculation, drawing A-XXX, EN-XXX*
C406.4	**Enhanced digital lighting controls**	*Enhanced digital lighting controls*	*Interior lighting in the building shall have enhanced lighting controls that shall be located, scheduled and operated in accordance with Section C405.2.2 & C406.4*	*Sample text: Office and lobby lighting provided as per requirements*	*Sample text: See RCPs, Lighting Schedule, LPD calculation, drawing A-XXX, EN-XXX*
C406.5	**Dedicated outdoor air system**	*Dedicated outdoor air system with energy recovery*	*Buildings covered by Section C403.4 shall be equipped with an independent ventilation system designed to provide not less than the minimum 1OO percent outdoor air to each individual occupied space, as specified by the New York City Mechanical Code, and be equipped with an energy recovery system.*	*Sample text: MAU-1 provides 100% outside air provided to all occupied space and is equipped with an Energy Recovery device*	*Sample text: See Mechanical schedule, drawing M-XXX*

INTERNAL

Baseline Efficiency – cells auto-populate based on construction type, Energy Code compliance pathway, and Section C406 compliance user inputs. Suppose a new construction project complies with the 2020 NYC/NYS Commercial by providing more efficient HVAC. In that case, baseline efficiencies will be set as the minimum code efficiency for the selected baseline equipment + 10%. This field should yield 'Minimum Code Efficiency' in all other cases.

Permits	**Energy Code Compliance Method**	Prescriptive - REScheck/COMcheck
	Section C406 Additional Efficiency Package Compliance (New Construction - 2020 Commercial Energy Code Only)	Not Applicable
	Baseline Efficiency	Minimum Code Efficiency

Indicates that baseline equipment efficiencies will be equivalent to the minimum code efficient for that equipment + 10%. E.g., if minimum boiler efficiency in code is 80%, the baseline boiler efficiency used in code will be 88%.

INTERNAL

SECTION 1

B) Project Application Submission- Heat Pump + Building Envelope Upgrade and/or Energy Recovery Ventilator (ERV)

Based on the type of application as discussed in detail under Section 1 A), the following sections will also have to be filled in for applications under Cat 4A as applicable:

1) Building Characteristics
2) Design Temperatures
3) Minimum Code/ Existing Building Loads
4) Minimum Code Complaint/ Existing HVAC System Type
5) Permits
6) Proposed Heat Pump
7) Existing HVAC System Efficiency

Refer to Section 1A for detailed guidance and steps to complete fields (1-5) listed above.

Under the Building Characteristics section, select the specific type of technology.

Project Information			Application Submission Date
Building Characteristics	Zip Code	11101	
	Utility	Con Edison	
	Program	Multifamily	Date used for LTO offer deadline with Con Ed
	Building Type (If Custom, fill in Custom Information in cells G4:J37)	Multifamily	
	# of dwelling units < 2,000SF	100	
	# of dwelling units ≥ 2,000SF	5	
	Construction Type	New Construction	
	Gross Building Area impacted by SOW (SF)	449,000	
	Billing Data: Annual Cooling Energy Use (kWh)		
	Billing Data: Annual Heating Energy Use (MMBtu)		
	LMI Building	non-LMI	
	Floor to Floor Height (ft)	9	
	Scope of work - Heat Pump installation - Bundle Set: Heat Pumps with Envelope Upgrades or ERVs or both		
BE Project Type	Is the BE Project "Full Electrricification" or "Phased Electrification" of the Building?	Heat Pumps Bundle Set	
Design Temperatures	Dry bulb cooling design temperature used in Load Calculations (°F)	88	
	Dry bulb heating design temperature used in Load Calculations (°F)	17	

Please Note: For Applications installing Heat Pump + ERV– users are still prompted to select Bundle Set from the drop-down shown in the above snippet. However, they will be prompted to enter the same building heating and cooling loads in the baseline and the proposed case scenario.

Users should select 'Yes' under the Cat 4A Inputs for ERV selection. However, enter the same loads in the proposed case as in the pre or existing case scenario before installation.

6) Proposed Building Envelope Upgrade – If applicable (check with your utility's program rules)

INTERNAL

Category 4 A Inputs		
Loads Served by Heat Pumps after Envelope Improvements	Building Loads source:	Manual J or ACCA 183 calculations
	Insert Building Loads from Manual J or ACCA 183	Data per Manual J or ACCA 183 load calculations
	BCL Building Cooling Load (Btu/hr) [Eligible Loads Only]	750,215
	BHL Building Heating Load (Btu/hr) [Eligible Loads Only]	714,600
ERV	Proposed Heat Pump system design includes ERV or HRV	Yes
	Select Heat Pump system that uses ERV or HRV	Air Source, not NEEP listed

Based on the building & the construction type, users will be prompted to select load calculations submitted through Manual J or ACCA 183 submissions. Enter the BCL & BHL values from the load calculations in the yellow input cells- C62,63

If the heat pump design application also involves Energy Recovery or Heat Recovery Ventilators, select Yes from the drop-down in cell C68. Users will also be filling out the information specific to the Energy Recovery Ventilation/ Heat Recovery Ventilation system by completing the Tab 'ERV'.

Refer pg. 46 for guidance on how to complete the *ERV tab.*

7) Existing HVAC System Efficiency

For Existing or Gut Renovation Applications, users will also be prompted to fill in the cooling and heating efficiency. Users will be prompted to select a default option of the Existing Equipment select 'Custom' option from the yellow input drop downs from cell C76-77

Existing HVAC system efficiency		
Existing HVAC system	Existing HVAC System Cooling Efficiency (EER)	Existing Equipment
	Existing HVAC System Heating Efficiency (%)	Existing Equipment

And fill in values for cooling & heating capacity (Btu/h) and efficiency for existing HVAC units in cell G71-L91

INTERNAL

Complete table below if Existing Equipment Custom Efficiency is selected:

Unit #	Cooling capacity	Heating capacity	Cooling efficiency EER	Cooling efficiency SEER (if available)	Heating efficiency COP
1	100	100	9	12	0.78
2					
3					
4					
5					
6					
7					
8					
9					
10					
11					
12					
13					
14					
15					
Total	**100**	**100**			
		Weighted avg Efficiency	**9**	**0**	**0.78**

Existing heating efficiencies can be confirmed after performing combustion testing results on the existing boilers and cooling efficiencies can be confirmed from the type of cooling equipment and name plate data.

SECTION 2

A) Rough Estimate Submission- Heat Pump Upgrade

Follow this section if the project application involves replacing/upgrading the heat pump system only.

Please Note: For Heat Pump + Building Envelope Upgrade and /or ERV/HRV combined project application, follow Section 2 B) which comes after this section on Pg 26. of this document.

Depending on the availability of appropriate required documentation, users can select options from the drop-down in cell E6 to submit a complete project application or get a rough estimate for the project by choosing the Demo Mode as shown below:

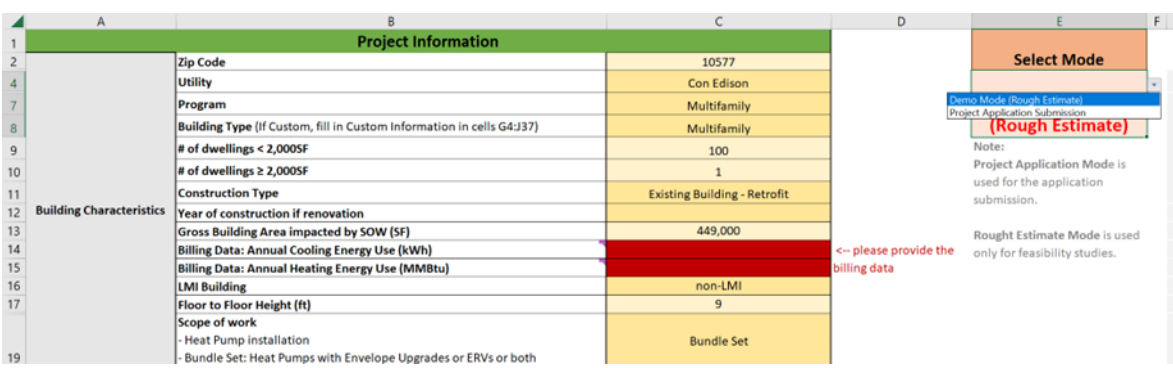

INTERNAL

Users will be required to input fewer mandatory sections compared to the Project Application Submission mode, which enables them to get a rough estimate of the overall savings and incentive. This rough estimate should aid users in making further feasibility decisions to pursue the project.

Following fields will have to be completed depending on the building and/or construction type:

1) Building Characteristics
2) Design Temperatures
3) Minimum Code Complaint/ Existing HVCA System type
4) Permits
5) Proposed Heat Pumps

For detailed description on 1-4, refer Section 1-A.

5)Proposed Heat Pump System

This section will only be prompted for Demo or Rough Estimate Selection

Heat Pump Type- Select the type of heat pump system from the following options:

- Air Source
- Ground Source
- Mini-Split Air Source

Air Source Heat Pumps for Space Heating application include:

a. Cold Climate Air-to-Air Single Packaged Heat Pumps
b. Air-to-Air Large Commercial Unitary heat pumps (single packaged or split system)
c. Air Source Variable Refrigerant Flow heat pumps; and
d. Packaged Terminal Heat Pumps

INTERNAL

SECTION 2

B) Rough Estimate Submission- Heat Pump + Building Envelope Upgrade and /or ERV/HRV

Users will be required to input fewer mandatory sections compared to the project application submission mode, which enables them to get a rough estimate of the overall savings and incentive. This rough estimate should aid users in making further feasibility decisions to pursue the project.

The Following fields will have to be completed depending on the building and/or construction type:

1) Building Characteristics
2) Design Temperatures
3) Minimum Code Complaint/ Existing HVCA System type
4) Permits
5) *Existing HVAC System Efficiency
6) Proposed Building Envelope Upgrades

Refer to Section 1A for detailed guidance and steps to complete the numbered fields listed above (1-4)

Under the Building Characteristics section, select the specific option based on the scope of work. For Heat Pump + Envelope Upgrade and /or ERV, select Bundle Set from the below drop-down option:

		Project Information		
1				
2	Building Characteristics	Zip Code	11201	
4		Utility	Con Edison	
7		Program	Multifamily	
8		Building Type (If Custom, fill in Custom Information in cells G4:J37)	Multifamily	
9		# of dwellings < 2,000SF	100	
10		# of dwellings ≥ 2,000SF	1	
11		Construction Type	Existing Building - Retrofit	
12		Year of construction if renovation	Old (before 1950)	
13		Gross Building Area impacted by SOW (SF)	449,000	
14		Billing Data: Annual Cooling Energy Use (kWh)		<-- please provide the billing data
15		Billing Data: Annual Heating Energy Use (MMBtu)		
16		LMI Building	non-LMI	
17		Floor to Floor Height (ft)	9	
19		Scope of work - Heat Pump installation - Bundle Set: Heat Pumps with Envelope Upgrades or ERVs or both	Bundle Set	
30			Heat Pumps Bundle Set	

5)*** Existing HVAC System Efficiency***- Applicable only for Existing Building Retrofit/ Gut Renovations applications.

Select appropriate existing HVAC system cooling efficiency from the drop-down options based on the system type (Cell C76):

INTERNAL

Existing HVAC system efficiency		
Existing HVAC system	Existing HVAC System Cooling Efficiency (EER)	Central Cooling System Efficiency,Eff. >12EER
	Existing HVAC System Heating Efficiency (%)	No Cooling Central Cooling System Efficiency,Eff. >12EER Central Cooling System Efficiency, Eff. <12EER Window AC units

Existing HVAC Cooling Efficiencies can be confirmed based on the type of cooling equipment and from the name /model plate.

Select appropriate existing HVAC system heating efficiency from the drop-down options based on the heating system type (Cell C77):

Existing HVAC system efficiency		
Existing HVAC system	Existing HVAC System Cooling Efficiency (EER)	Central Cooling System Efficiency,Eff. >12EER
	Existing HVAC System Heating Efficiency (%)	Gas/Oil Equipment Efficiency, Eff. = 70%-80% Gas/Oil equipment (unknown efficiency) Gas/Oil Equipment Efficiency, Eff. >80% Gas/Oil Equipment Efficiency, Eff. = 70%-80% Gas/Oil Equipment Efficiency , Eff. <70%

Existing HVAC heating efficiencies can be confirmed after the boiler testing and combustion testing results done before demolition or removal of the equipment.

New Construction applications will consider a minimum code compliant HVAC system baseline efficiency based on selected code complaint HVAC system type. Users do not have to input baseline efficiencies for new construction projects, as the calculator defaults to the code minimum efficiencies.

Please Note: For Applications installing Heat Pump +ERV- (Cat 4) – users are still prompted to select Bundle Set from the drop-down shown in the above snippet. However, they will be prompted to enter the same building heating and cooling loads in the baseline and the proposed case scenario.

Users should select ‘Yes’ under the Cat 4A Inputs for ERV selection. However, enter the same loads in the proposed case as in the pre or existing case scenario before installation.

INTERNAL

6)Proposed Building Envelope Upgrades – Check with your utility for calculation methods.

Users will be asked to enter loads specific to the project type generated by the load calculations.

As this is a rough estimate, an analysis is based on a reduction in the building loads due to building envelope upgrades. Users will be prompted to select options from the drop-down based on their estimate of potential decreases in the BHL & BCL.

The following selection is recommended for New Construction Facilities:

- Tier 1A - (3% reduction in BHL/BCL)
- Tier 1B - (5% reduction in BHL/BCL)
- Tier 2 - (10% reduction in BHL/BCL)-

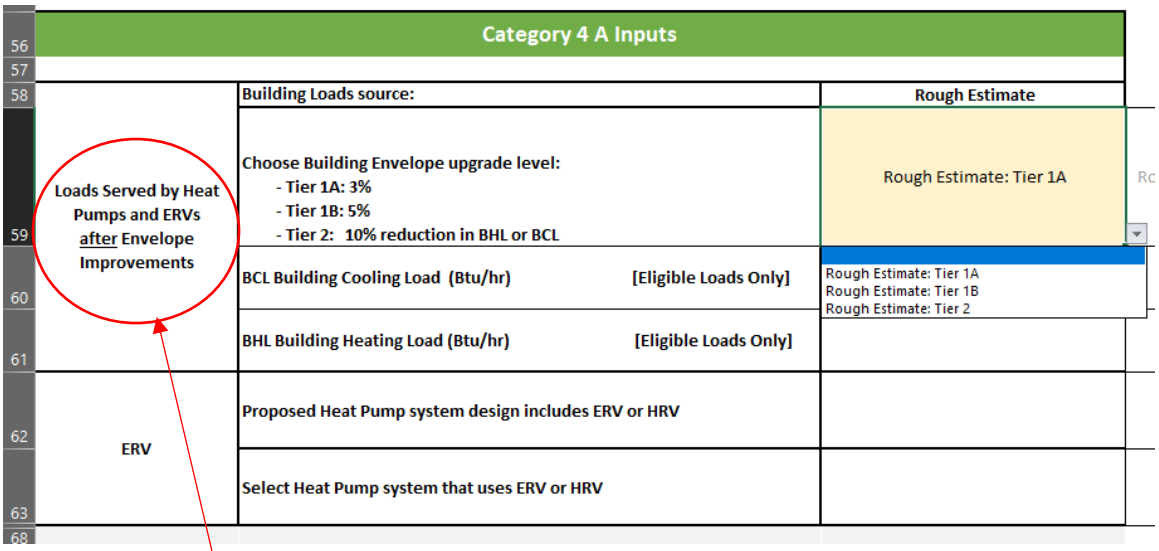

*****Note:** Heating and cooling loads added to the heat pumps + envelope project inputs shall be adjusted to account for load reductions that are achieved where Energy Recovery Systems are utilized in the HVAC system in accordance with 'ASHRAE HVAC Systems & Equipment Handbook' or an approved equivalent computational procedure*. Load shall be calculated as such when ERV/HRV are present.

The following selection is recommended for the Existing Facilities and Gut Renovation:

- Tier 1A - (15% reduction in BHL/BCL)
- Tier 1B - (25% reduction in BHL/BCL)
- Tier 2 - (35% reduction in BHL/BCL)

56	Category 4 A Inputs		
57			
58	Loads Served by Heat Pumps and ERVs after Envelope Improvements	Building Loads source:	Rough Estimate
59		Choose Building Envelope upgrade level, % reduction in BHL or BCL: - Tier 1A: 15% - Tier 1B: 25% - Tier 2: 35% reduction in BHL or BCL	Rough Estimate: Tier 1A
60		BCL Building Cooling Load (Btu/hr) [Eligible Loads Only]	Rough Estimate: Tier 1A Rough Estimate: Tier 1B Rough Estimate: Tier 2
61		BHL Building Heating Load (Btu/hr) [Eligible Loads Only]	
62	ERV	Proposed Heat Pump system design includes ERV or HRV	
63		Select Heat Pump system that uses ERV or HRV	

Tab: Eqpt Sched & Eligibility

Overall layout of this tab has been modified since tool v1.1, 2.1, and 3.4 to accommodate all the essential inputs pertaining to the heat pump system and have a clear understanding to the users to make the inputs.

Tab is rearranged to collect information pertaining to General Data NEEP Listed ASHPs, NEEP Listed SVHPs & PTHPs, Large Commercial Heat Pumps (LUHPs & VRF), Small Commercial Heat Pumps (LUHPs w/ SEER2 & HSPF2) and Ground Source Heat Pumps.

General data:

Heat Pump Technology – Select applicable heat pump technology proposed for installation from the drop-down menu:

NEEP Listed ASHPs

	Heat Pump Technology	Outdoor Unit Quantity	Space Conditioning Application			Make	Model	Outdoor Unit Tag(s) (OPTIONAL)	Total Cooling Capacity at Design Temperatur	Total Heating Capacity at Design Temperature (OPTIONAL)	AHRI Certificate No. (OPTIONAL)
1											
2	NEEP Listed Central ASHP (<65 MBH)										
3	NEEP Listed Mini-Split HP (<65 MBH)										
4											
5											

- NEEP Listed ASHPs
  - NEEP-listed Central ASHP (<65 MBH)
  - NEEP-listed Mini-Split HP (<65 MBH)

NEEP Listed SVHPs & PTHPs

	Heat Pump Technology	Outdoor Unit Quantity	Application			Make	Model	Outdoor Unit Tag(s) (OPTIONAL)	Total Cooling Capacity at Design Temperatur	Total Heating Capacity at Design Temperature (OPTIONAL)	AHRI Certificate No. (OPTIONAL)
1											
2	NEEP Package Terminal Heat Pump										
3	NEEP Single Package Vertical Heat Pump										
4											
5											

INTERNAL

- NEEP Listed SVHPs & PTHPs
  - NEEP Package Terminal Heat Pump
  - NEEP Single Package Vertical Heat Pump

Large Commercial Heat Pumps (LUHPs & VRF)

	Heat Pump Technology	Outdoor Unit Quantity	Application	Heating Section Type (REQUIRED for LUHP)	Optional Heat Recovery (REQUIRED for VRF)	Make	Model	Outdoor Unit Tag(s) (OPTIONAL)	Total Cooling Capacity at Design Temperatur	Total Heating Capacity at Design Temperature (OPTIONAL)	AHRI Certificate No. (OPTIONAL)
1											
2	Air Source VRF HP										
3	Large Com Unitary HP										
4											
5											

- Large Commercial Heat Pumps (Large Unitary Heat Pumps & Variable Refrigerant Flow)
  - Air Source Variable Refrigerant Flow Heat Pump (VRF)
  - Large Unitary Air Source Heat Pump (LUHP)

Small Commercial Heat Pumps (LUHPs w/ SEER2 & HSPF2)

	Heat Pump Technology	Outdoor Unit Quantity	Application			Make	Model	Outdoor Unit Tag(s) (OPTIONAL)	Total Cooling Capacity at Design Temperatur	Total Heating Capacity at Design Temperature (OPTIONAL)	AHRI Certificate No. (OPTIONAL)
1											
2	Split Unitary HP (3 ph w/SEER2)										
3	Single Pack Unitary HP (3 ph w/SEER2)										
4											
5											

- Small Commercial Heat Pumps (Large Unitary Heat Pumps with SEER2 & HSPF2)
  - Split Unitary HP (3 phase with SEER2)
  - Single Packaged Unitary HP (3 phase with SEER2)

Ground Source Heat Pumps

	Heat Pump Technology	Unit Quantity	Application			Make	Model	Outdoor Unit Tag(s) (OPTIONAL)	Total Cooling Capacity at Design Temperatur	Total Heating Capacity at Design Temperature (OPTIONAL)	AHRI Certificate No. (OPTIONAL)
1											
2	GSHP, Brine to Air										
3	GSHP, Brine to Air (3 ph)										
4	GSHP, Brine to Water										
5	GSHP, Brine to Water (3 ph)										
6	Ground Source VRF HP										
7	GSHP, Small Non-Console (<2tons)										
8	GSHP, Console (<2tons)										
9											
10											

- Ground Source Heat Pumps
  - Ground Source Heat Pump, Brine to Air
  - Ground Source Heat Pump, Brine to Air (3 phase)
  - Ground Source Heat Pump, Brine to Water
  - Ground Source Heat Pump, Brine to Water (3 phase)
  - Ground Source Variable Refrigerant Flow Heat Pump
  - Ground Source Heat Pump, Small Non-Console (<2 tons)
  - Ground Source Heat Pump, Console (<2 tons)

Outdoor Unit Tag(s) – Enter equipment name tag or identifier. This is an optional cell.

Outdoor Unit Quantity – Enter quantity of outdoor condensers.

Application – Select application of heating pump installation from drop-down menu. Only heat pumps providing heating and cooling **OR** heating only are eligible for program incentives. If user selects 'cooling

INTERNAL

only' from drop down, row will highlight red to flag that equipment is not eligible for building electrification incentives.

	Heat Pump Technology	Outdoor Unit Quantity	Application	Heating Section Type (REQUIRED for LUHP)	Optional Heat Recovery (REQUIRED for VRF)	Make	Model
1	Air Source VRF HP	1	CLG & HTG		w/HR		
2	Air Source VRF HP	1	CLG Only		w/HR		
3							
4							
5							

Cooling only heat pumps are not eligible for clean heat. Red conditional formatting indicates an eligibility issue.

Heating Section Type (LUHP Only) – Some heat pumps may have an integrated supplemental heating source such an electric resistance strip or gas furnace to assist with providing heating at low outdoor air temperatures. Select from available options in the drop-down menu. Note that only one option is available for selection for all heat pump technologies other than 'Large Unitary Air Source Heat Pumps'. For these technologies, the user shall select the one available option. For 'Large Unitary Air Source Heat Pump' user's may select from 'Electric Resistance Heating (or None)' or 'All Other'. In other words, if the Large Unitary Air Source Heat Pump has an integrated electric resistance strip or has no supplemental heating source, select 'Electric Resistance (or None)'. In all other cases, select 'All Other'.

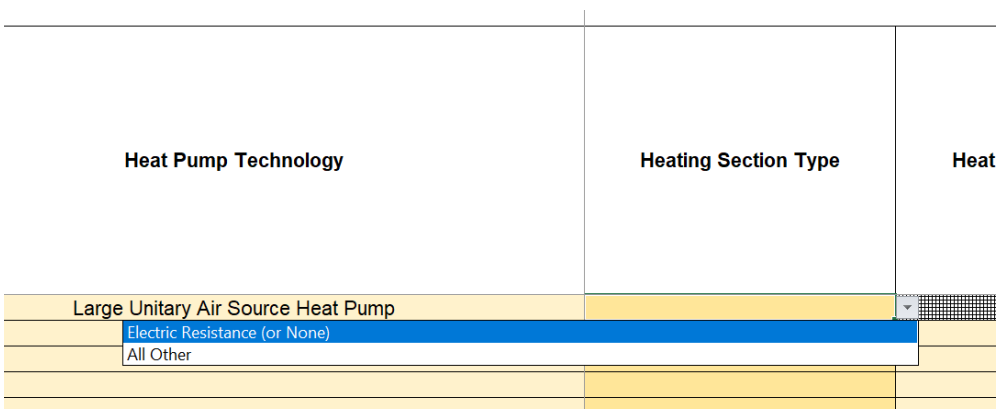

Heat Recovery (VRF Only) – Select whether units have heat recovery. Cell applies to VRF systems only. For all other technologies, cell will be hatched.

Make – Enter manufacturer of proposed equipment.

Model – Enter proposed equipment model.

Total Heating Capacity at Design Temperature: If known, user shall enter the manufacturer heating output for heat pump appliance at the heating design temperature. Note this is NOT the same as the rated heating capacity. If unknown, leave this cell blank.

AHRI Certificate Number: This is an optional field. Enter the AHRI Certified Reference number.

INTERNAL

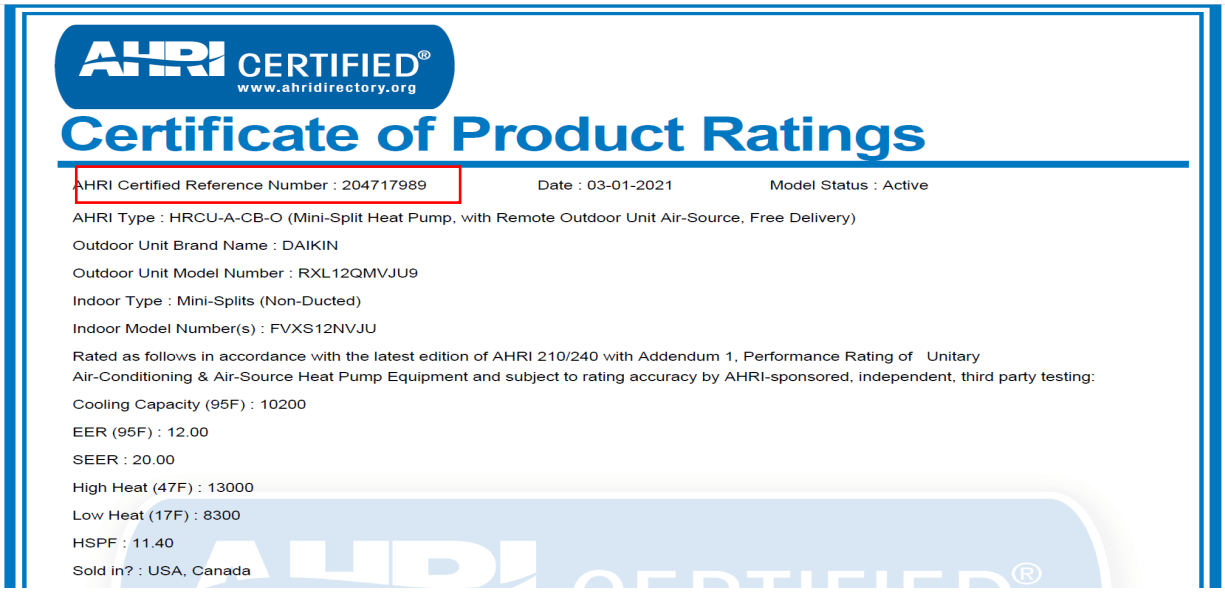

AHRI CERTIFIED®
www.ahridirectory.org

Certificate of Product Ratings

AHRI Certified Reference Number : 204717989 Date : 03-01-2021 Model Status : Active

AHRI Type : HRCU-A-CB-O (Mini-Split Heat Pump, with Remote Outdoor Unit Air-Source, Free Delivery)

Outdoor Unit Brand Name : DAIKIN

Outdoor Unit Model Number : RXL12QMVJU9

Indoor Type : Mini-Splits (Non-Ducted)

Indoor Model Number(s) : FVXS12NVJU

Rated as follows in accordance with the latest edition of AHRI 210/240 with Addendum 1, Performance Rating of Unitary Air-Conditioning & Air-Source Heat Pump Equipment and subject to rating accuracy by AHRI-sponsored, independent, third party testing:

Cooling Capacity (95F) : 10200

EER (95F) : 12.00

SEER : 20.00

High Heat (47F) : 13000

Low Heat (17F) : 8300

HSPF : 11.40

Sold in? : USA, Canada

Large Commercial Heat Pumps (LUHPs & VRF) - AHRI Specific Information:

AHRI Rated Heating Data					AHRI Rated Cooling Data			
Heating Capacity (Btu/h)		Heating COP (-)			Cooling Capacity (Btu/h)	Cooling Efficiency Ratings (Btu/Wh)		
QH_RAT_17 HTG at 17°F	QH_RAT_47 HTG at 47°F	COP_RAT_17 HTG at 17°F	COP_RAT_47 HTG at 47°F		Rated CLG at 95°F	EER at 95°F	IEER Integrated Efficiency	

The following cells should be filled out based on the proposed equipment's AHRI certificate; Only fill in cells related to the selected heat pump technology (i.e. cells not formatted with pattern hatching):

ASHP Heating Efficiency Characteristics:

- Rated Proposed Heating Efficiency at 17 °F from AHRI Certificate (COP17): Applies to air source VRFs (tested under AHRI 1230) and AHRI certified large air source heat pumps (tested under AHRI 340/360)
- Rated Proposed Heating Efficiency at 47 °F from AHRI Certificate (COP47)
- Proposed Rated Heating Capacities at 17 and 47 deg F: Applies to Air Sourced VRFs and certified large air sourced heat pump

See Examples Below:

AHRI CERTIFIED®
www.ahridirectory.org

Certificate of Product Ratings

AHRI Certified Reference Number : 204717989 Date : 03-01-2021 Model Status : Active

AHRI Type : HRCU-A-CB-O (Mini-Split Heat Pump, with Remote Outdoor Unit Air-Source, Free Delivery)

Outdoor Unit Brand Name : DAIKIN

Outdoor Unit Model Number : RXL12QMVJU9

Indoor Type : Mini-Splits (Non-Ducted)

Indoor Model Number(s) : FVXS12NVJU

Rated as follows in accordance with the latest edition of AHRI 210/240 with Addendum 1, Performance Rating of Unitary Air-Conditioning & Air-Source Heat Pump Equipment and subject to rating accuracy by AHRI-sponsored, independent, third party testing:

Cooling Capacity (95F) : 10200

EER (95F) : 12.00

SEER : 20.00

High Heat (47F) : 13000

Low Heat (17F) : 8300

HSPF : 11.40

Sold in? : USA, Canada

Rated Heating Capacities at 47 deg F and 17 deg F

AHRI CERTIFIED®
www.ahridirectory.org

Certificate of Product Ratings

AHRI Certified Reference Number : 205281459 Date : 09-16-2020 Model Status : Active

Brand Name : LG

AHRI Type : HMSR-A-CB

Indoor Type : Ducted Indoor Units

System Model Number : ARUM096BTE5

Module Model Number 1 : ARUM096BTE5

Rated as follows in accordance with the latest edition of AHRI Standard 1230 for VRF Air-Conditioning and Heat Pump Equipment and subject to rating accuracy by AHRI-sponsored, independent, third party testing:

Cooling Capacity (95F) : 92000

EER (95F) : 13.50

IEER : 25.10

SCHE : 27.00

High Heating Capacity (47F) : 103000

High COP (47F) : 3.66

Low Heating Capacity (17F) : 67000

Low COP (17F) : 2.73

Rated Heating COP at 47 deg F and 17 deg F

INTERNAL

ASHP Cooling Efficiency Characteristics:

- Rated Cooling Capacity at 95 F from AHRI Certificate (Btu/h): air source VRFs (tested under AHRI 1230) and AHRI certified large air source heat pumps (tested under AHRI 340/360)
- Proposed Cooling Efficiency from AHRI Certificate (EER): air source VRFs (tested under AHRI 1230) and AHRI certified large air source heat pumps (tested under AHRI 340/360)
- Proposed Cooling Efficiency from AHRI Certificate (IEER): Applies to air source VRFs (tested under AHRI 1230) and AHRI certified large air source heat pumps (tested under AHRI 340/360)

INTERNAL

Example:

AHRI CERTIFIED®
www.ahridirectory.org

Certificate of Product Ratings

AHRI Certified Reference Number : 205281459 Date : 09-16-2020 Model Status : Active

Brand Name : LG

AHRI Type : HMSR-A-CB

Indoor Type : Ducted Indoor Units

System Model Number : ARUM096BTE5

Module Model Number 1 : ARUM096BTE5

Rated as follows in accordance with the latest edition of AHRI Standard 1230 for VRF Air-Conditioning and Heat Pump Equipment and subject to rating accuracy by AHRI-sponsored, independent, third party testing:

Cooling Capacity (95F) : 92000

EER (95F) : 13.50

IEER : 25.10

SCHE : 27.00

High Heating Capacity (47F) : 103000

High COP (47F) : 3.66

Low Heating Capacity (17F) : 67000

Low COP (17F) : 2.73

Rated Cooling Capacity 95 deg F

Proposed Cooling Efficiency EER and IEER

Small Commercial Heat Pumps (LUHPs w/ SEER2 & HSPF2) - AHRI Specific Information:

AHRI Rated Heating Data					AHRI Rated Cooling Data			
Heating Capacity (Btu/h)		Heating COP (-)		Seasonal (Btu/Wh)	Cooling Capacity (Btu/h)	Cooling Efficiency Ratings (Btu/Wh)		
	Rated HTG at 47°F			HSPF2 Rated Efficiency	Rated CLG at 95°F			SEER2 Rated Efficiency

- Rated Heating Capacity at 47 °F from AHRI Certificate (Btu/h): AHRI certified air source heat pumps (tested under AHRI 210/240)
- Proposed Heating Efficiency from AHRI Certificate (HPSF2): Applies to cold climate unitary air source heat pumps only (tested under AHRI 210/240)
- Rated Cooling Capacity at 95 F from AHRI Certificate (Btu/h): AHRI certified air source heat pumps (tested under AHRI 210/240)
- Proposed Cooling Efficiency from AHRI Certificate (SEER2): Applies to cold climate unitary air source heat pumps (tested under AHRI 210/240)

INTERNAL

Example:

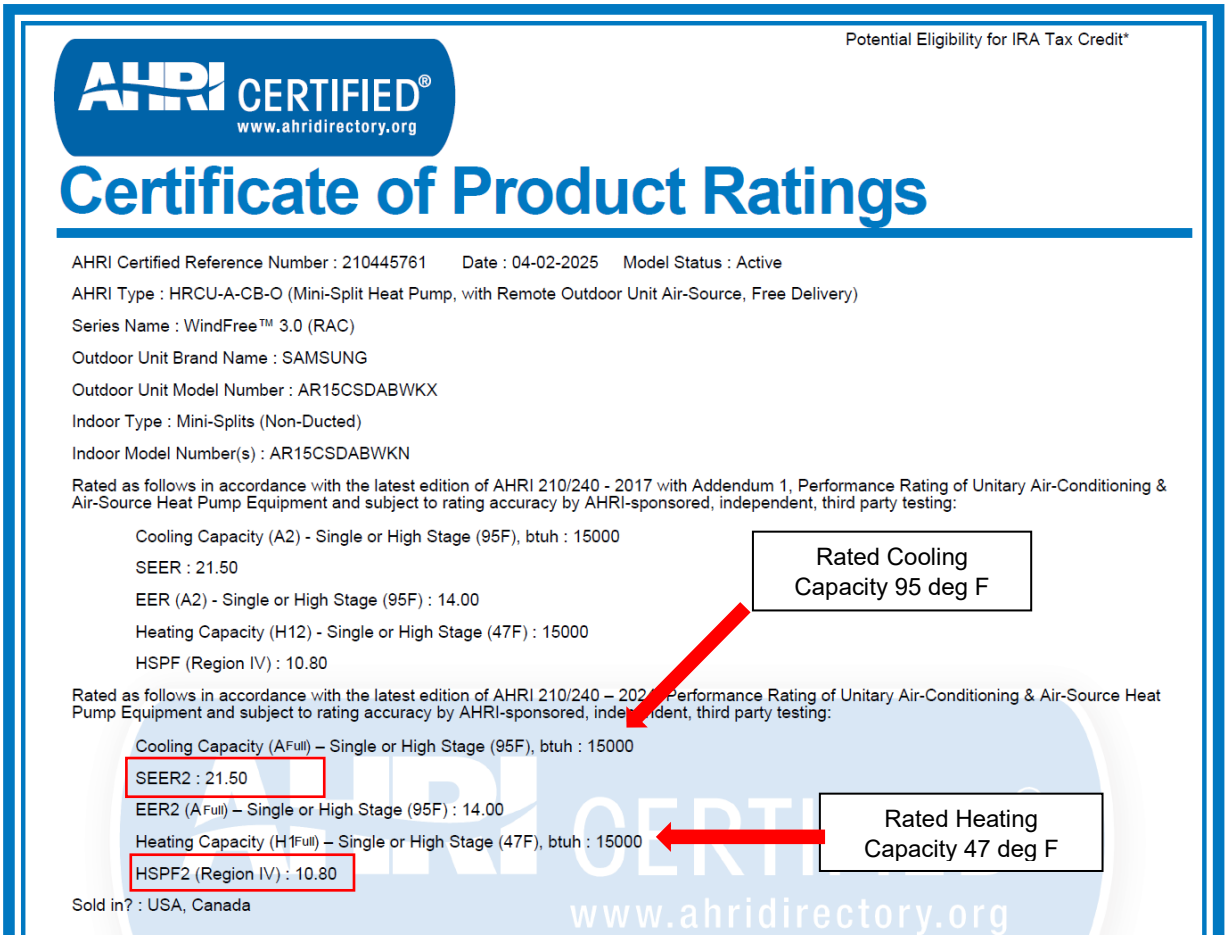

Potential Eligibility for IRA Tax Credit*

AHRI CERTIFIED®
www.ahridirectory.org

Certificate of Product Ratings

AHRI Certified Reference Number : 210445761 Date : 04-02-2025 Model Status : Active

AHRI Type : HRCU-A-CB-O (Mini-Split Heat Pump, with Remote Outdoor Unit Air-Source, Free Delivery)

Series Name : WindFree™ 3.0 (RAC)

Outdoor Unit Brand Name : SAMSUNG

Outdoor Unit Model Number : AR15CSDABWKX

Indoor Type : Mini-Splits (Non-Ducted)

Indoor Model Number(s) : AR15CSDABWKN

Rated as follows in accordance with the latest edition of AHRI 210/240 - 2017 with Addendum 1, Performance Rating of Unitary Air-Conditioning & Air-Source Heat Pump Equipment and subject to rating accuracy by AHRI-sponsored, independent, third party testing:

Cooling Capacity (A2) - Single or High Stage (95F), btuh : 15000

SEER : 21.50

EER (A2) - Single or High Stage (95F) : 14.00

Heating Capacity (H12) - Single or High Stage (47F) : 15000

HSPF (Region IV) : 10.80

Rated as follows in accordance with the latest edition of AHRI 210/240 – 2024 Performance Rating of Unitary Air-Conditioning & Air-Source Heat Pump Equipment and subject to rating accuracy by AHRI-sponsored, independent, third party testing:

Cooling Capacity (A_{Full}) – Single or High Stage (95F), btuh : 15000

SEER2 : 21.50

EER2 (A_{Full}) – Single or High Stage (95F) : 14.00

Heating Capacity ($H1_{Full}$) – Single or High Stage (47F), btuh : 15000

HSPF2 (Region IV) : 10.80

Sold in? : USA, Canada

NEEP Listed Equipment:

Is Equipment NEEP-listed – Cell applies to 'Cold Climate Air Source Heat Pump' and 'Cold Climate Mini-Split Heat Pump' technology types only. If 'No' is selected, row will conditionally format in red, indicating the unit may not be eligible for program incentives. Users should continue to fill in performance data for this technology, despite the unit potentially being ineligible. Data should be entered into any cells that are not hatched.

Note that per the Statewide Program Manual, air source heat pumps and mini-splits that are tested under AHRI Standard 210/240 but are not NEEP-listed are eligible for program incentives if the Participating Contractor submits manufacturer performance data showing the units meet or exceed the NEEP ccASHP specification. This calculator, however, is not programmed to calculate savings for Non-NEEP-listed ccASHP and ccMSHPs. Therefore, if the non-NEEP-listed unit is eligible, the Participating Contractor should submit separate custom calculations for this technology.

INTERNAL

	PROPOSED HP - NEEP Heating Data (from NEEP List)															
	NEEP Heating Capacity (Btu/h)								NEEP Heating COP (-)							
Is Equipment NEEP Listed	QH_MIN_5 Minimum HTG at 5°F	QH_MAX_5 Maximum HTG at 5°F	QH_MIN_17 Minimum HTG at 17°F	QH_MAX_17 Maximum HTG at 17°F	OPTIONAL QH_RAT_17 Rated HTG at 17°F	QH_MIN_47 Minimum HTG at 47°F	QH_MAX_47 Maximum HTG at 47°F	OPTIONAL QH_RAT_47 Rated HTG at 47°F	COP_MIN_5 Min HTG at 5°F	COP_MAX_5 Maximum HTG at 5°F	COP_MIN_17 Mnimum HTG at 17°F	COP_MAX_17 Maximum HTG at 17°F	OPTIONAL COP_RAT_17 Rated HTG at 17°F	COP_MIN_47 Mnimum HTG at 47°F	COP_MAX_47 Maximum HTG at 47°F	OPTIONAL COP_RAT_47 Rated HTG at 47°F

NEEP Heating Efficiency Characteristics:

The following cells should be completed for NEEP-listed cold climate air source heat pumps, mini-splits, packaged terminal heat pumps, and packaged vertical heat pumps only.

- Minimum Heating Capacity at 5 °F
- Maximum Heating Capacity at 5 °F
- Minimum Heating Capacity at 17 °F
- Maximum Heating Capacity at 17 °F
- Optional Rated Heating Capacity at 17 °F
- Minimum Heating Capacity at 47 °F
- Maximum Heating Capacity at 47 °F
- Optional Rated Heating Capacity at 47 °F
- Minimum Proposed Heating Efficiency at 5 °F from NEEP list (COP5 Min)
- Maximum Proposed Heating Efficiency at 5 °F from NEEP list (COP5 Max)
- Minimum Proposed Heating Efficiency at 17 °F from NEEP list (COP17 Min)
- Optional Rated Proposed Heating Efficiency at 17 °F from NEEP list (COP17)
- Maximum Proposed Heating Efficiency at 17 °F from NEEP list (COP17 Max)
- Minimum Proposed Heating Efficiency at 47 °F from NEEP list (COP47 Min)
- Optional Rated Proposed Heating Efficiency at 47 °F from NEEP list (COP47)
- Maximum Proposed Heating Efficiency at 47 °F from NEEP list (COP47 Max)

Locate the Minimum, Rated, and Max Heating Capacities at 5 deg F, 17 deg F, and 47 deg F respectively for the specific make/model heat pump.

Example for Heating Capacities:

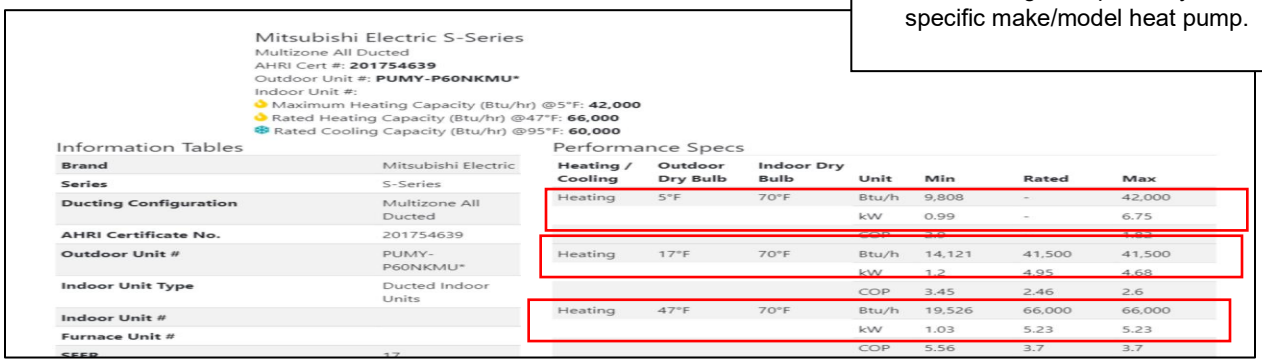

Mitsubishi Electric S-Series
Multizone All Ducted
AHRI Cert #: **201754639**
Outdoor Unit #: **PUMY-P60NKMU***
Indoor Unit #:
Maximum Heating Capacity (Btu/hr) @5°F: **42,000**
Rated Heating Capacity (Btu/hr) @47°F: **66,000**
Rated Cooling Capacity (Btu/hr) @95°F: **60,000**

Information Tables

Brand	Mitsubishi Electric
Series	S-Series
Ducting Configuration	Multizone All Ducted
AHRI Certificate No.	201754639
Outdoor Unit #	PUMY-P60NKMU*
Indoor Unit Type	Ducted Indoor Units
Indoor Unit #	
Furnace Unit #	
SEER	17

Performance Specs

Heating / Cooling	Outdoor Dry Bulb	Indoor Dry Bulb	Unit	Min	Rated	Max
Heating	5°F	70°F	Btu/h	9,808	-	42,000
			kW	0.99	-	6.75
			COP	3.0	-	3.83
Heating	17°F	70°F	Btu/h	14,121	41,500	41,500
			kW	1.2	4.95	4.68
			COP	3.45	2.46	2.6
Heating	47°F	70°F	Btu/h	19,526	66,000	66,000
			kW	1.03	5.23	5.23
			COP	5.56	3.7	3.7

Example for Cooling Capacities:

INTERNAL

FUJITSU

INFINITE COMFORT

FUJITSU J-Series
Multizone All Non-ducted
AHRI Cert #: **8693480**
Outdoor Unit #: **AOU36RLAVM**
Indoor Unit #:
Maximum Heating Capacity (Btu/hr) @5°F: **37,900**
Rated Heating Capacity (Btu/hr) @47°F: **42,000**
Rated Cooling Capacity (Btu/hr) @95°F: **36,000**

Minimum, and Max Cooling Capacities at 82 deg F and 95 deg F respectively for the specific make/model heat pump.

Information Tables

Brand	FUJITSU
Series	J-Series
Ducting Configuration	Multizone All Non-ducted
AHRI Certificate No.	8693480
Outdoor Unit #	AOU36RLAVM
Indoor Unit Type	Non-Ducted Indoor Units
Indoor Unit #	
Furnace Unit #	
SEER	19
EER	13.3
HSPF Region IV	11.4
Energy Star	✓
Variable Capacity	✓
Turndown Ratio (Max 5°F/Min 47°F)	2.3
Capacity Maintenance (Max 5°F/Max 47°F)	90%
Capacity Maintenance (Rated 17°F/Rated 47°F)	61%

Performance Specs

Heating /Cooling	Outdoor Dry Bulb	Indoor Dry Bulb	Unit	Min	Rated	Max
Heating	-4°F	70°F	Btu/h	12,960	-	33,600
			kW	1.13	-	3.74
			COP	3.36	-	2.63
Heating	5°F	70°F	Btu/h	14,860	-	37,900
			kW	1.1	-	4.06
			COP	3.96	-	2.7
Heating	17°F	70°F	Btu/h	16,460	25,800	42[illegible]00
			kW	1.2	2.7	4.4
			COP	4.[illegible]	2.8	2.7
Heating	47°F	70°F	Btu/h	16[illegible]60	42,000	42[illegible]00
			kW	0.[illegible]	3.2	3.2
			COP	5.[illegible]	3.85	3.8
Cooling	82°F	80°F	Btu/h	18[illegible]90	-	36,000
			kW	0.[illegible]	-	2.37
			COP	5.[illegible]	-	4.45
Cooling	95°F	80°F	Btu/h	18,190	36,000	36,000
			kW	1.09	2.71	2.71
			COP	4.89	3.89	3.89

Mitsubishi Electric S-Series
Multizone All Ducted
AHRI Cert #: **201754639**
Outdoor Unit #: **PUMY-P60NKMU***
Indoor Unit #:
Maximum Heating Capacity (Btu/hr) @5°F: **42,000**
Rated Heating Capacity (Btu/hr) @47°F: **66,000**
Rated Cooling Capacity (Btu/hr) @95°F: **60,000**

Locate the Minimum, Rated, and Max Heating COPs at 5 deg F, 17 deg F, and 47 deg F respectively for the specific make/model heat pump.

Information Tables

Brand	Mitsubishi Electric
Series	S-Series
Ducting Configuration	Multizone All Ducted
AHRI Certificate No.	201754639
Outdoor Unit #	PUMY-P60NKMU*
Indoor Unit Type	Ducted Indoor Units
Indoor Unit #	
Furnace Unit #	
SEER	17

Performance Specs

Heating / Cooling	Outdoor Dry Bulb	Indoor Dry Bulb	Unit	Min	Rated	Max
Heating	5°F	70°F	Btu/h	9,808	-	42,000
			kW	0.99	-	6.75
			COP	2.9	-	1.82
Heating	17°F	70°F	Btu/h	14,121	41,500	41,500
			kW	1.2	4.95	4.68
			COP	3.45	2.46	2.6
Heating	47°F	70°F	Btu/h	19,526	66,000	66,000
			kW	1.03	5.23	5.23
			COP	5.56	3.7	3.7

INTERNAL

PROPOSED HP - NEEP Cooling Data (from NEEP List)									
NEEP Cooling Capacity (Btu/h)					NEEP Cooling COP (-)				
QC_MIN_82 Mnimum CLG at 82°F	QC_MAX_82 Maximum CLG at 82°F	QC_MIN_95 Mnimum CLG at 95°F	QC_MAX_95 Maximum CLG at 95°F	QC_RAT_05 Rated CLG at 95°F	COPC_MIN_82 Mnimum CLG at 82°F	COPC_MAX_82 Maximum COP at 82°F	COPC_MIN_95 Mnimum CLG at 95°F	COPC_MAX_95 Rated CLG at 95°F	COPC_RAT_95 Rated CLG at 95°F

NEEP Cooling Efficiency Characteristics:

The following cells should be completed for NEEP-listed cold climate single package air source heat pumps mini-splits, packaged terminal heat pumps, and packaged vertical heat pumps only.

- Minimum Proposed Cooling Capacity at 82 °F from NEEP list
- Maximum Proposed Cooling Capacity at 82°F from NEEP list
- Minimum Proposed Cooling Capacity at 95 °F from NEEP list
- Maximum Proposed Cooling Capacity at 95°F from NEEP list
- Rated Proposed Cooling Capacity at 95°F from NEEP list
- Minimum Proposed Cooling Efficiency at 82 °F from NEEP list (COP82 Min)
- Maximum Proposed Cooling Efficiency at 82°F from NEEP list (COP82 Max)
- Minimum Proposed Cooling Efficiency at 95 °F from NEEP list (COP95 Min)
- Maximum Proposed Cooling Efficiency at 95°F from NEEP list (COP95 Max)
- Rated Proposed Cooling Efficiency at 95°F from NEEP list (COP95)

INTERNAL

Example:

FUJITSU J-Series
Multizone All Non-ducted
AHRI Cert #: **8693480**
Outdoor Unit #: **AOU36RLAVM**
Indoor Unit #:
Maximum Heating Capacity (Btu/hr) @5°F: **37,900**
Rated Heating Capacity (Btu/hr) @47°F: **42,000**
Rated Cooling Capacity (Btu/hr) @95°F: **36,000**

Locate the Minimum, Rated, and Max Cooling COPs at 82 deg F and 95 deg F respectively for the specific make/model heat pump.

Information Tables

Brand	FUJITSU
Series	J-Series
Ducting Configuration	Multizone All Non-ducted
AHRI Certificate No.	8693480
Outdoor Unit #	AOU36RLAVM
Indoor Unit Type	Non-Ducted Indoor Units
Indoor Unit #	
Furnace Unit #	
SEER	19
EER	13.3
HSPF Region IV	11.4
Energy Star	✓
Variable Capacity	✓
Turndown Ratio (Max 5°F/Min 47°F)	2.3
Capacity Maintenance (Max 5°F/Max 47°F)	90%
Capacity Maintenance (Rated 17°F/Rated 47°F)	61%

Performance Specs

Heating /Cooling	Outdoor Dry Bulb	Indoor Dry Bulb	Unit	Min	Rated	Max
Heating	-4°F	70°F	Btu/h	12,960	-	33,600
			kW	1.13	-	3.74
			COP	3.36	-	2.63
Heating	5°F	70°F	Btu/h	14,860	-	37,900
			kW	1.1	-	4.06
			COP	3.96	-	2.74
Heating	17°F	70°F	Btu/h	16,460	25,800	42,000
			kW	1.2	2.7	4.43
			COP	4.02	2.8	2.78
Heating	47°F	70°F	Btu/h	16,460	42,000	42,000
			kW	0.87	3.2	3.2
			COP	5.54	3.85	3.85
Cooling	82°F	80°F	Btu/h	18,190	-	36,000
			kW	0.95	-	2.37
			COP	5.61	-	4.45
Cooling	95°F	80°F	Btu/h	18,190	36,000	36,000
			kW	1.09	2.71	2.71
			COP	4.89	3.89	3.89

INTERNAL

Ground Sourced Heat Pump:

For heat pump technologies other than the Ground Sourced- Brine to Air or Brine to water & Variable Refrigerant Sourced, the cells underneath GSHP will be hatched out.

If GSVRF Unit Meets PM Requirements in Table 8 then select "Yes"	AHRI Rated Heating Data - Closed Loop (GL)				AHRI Rated Cooling Data - Closed Loop (GL)			
	Heating Capacity (Btu/h)		Heating COP (-)		Cooling Capacity (Btu/h)		Cooling EER (Btu/Wh)	
	Full Load HTG Q at 32°F	Part Load HTG Q at 41°F (if available)	Full Load HTG COP at 32°F	Part Load HTG COP at 41°F (if available)	Full Load CLG Q at 77°F	Part Load CLG Q at 68°F (if available)	Full Load CLG EER at 77°F	Part Load CLG EER at 68°F (if available)

For Eligible Technologies users will be prompted to fill in following cells:

- Rated Heating Full Load Capacity from AHRI certificate at 32 deg F
- Rated Heating Part Load Capacity at 41 deg F from AHRI certificate if available (two stage and variable speed systems)
- Rated Heating Full Load Efficiency from AHRI certificate at 32 deg F
- Rated Part Load Heating Efficiency from AHRI certificate at 41 deg F if available (two stage and variable speed systems)
- Rated Full Load Cooling Capacity from AHRI certificate at 77 deg F
- Rated Part Load Cooling Capacity from AHRI certificate at 68 deg F
- Proposed Full Load Cooling Efficiency at 77 deg F from AHRI Certificate (EER)
- Proposed Cooling Part Load Efficiency at 68 F from AHRI Certificate (EER) if available (two stage and variable speed systems)

Example:

AHRI CERTIFIED®
www.ahridirectory.org

Certificate of Product Ratings

AHRI Certified Reference Number : 214841674 Date : 02-21-2025 Model Status : Active
Product : Water-to-Air and Brine-to-Air
Model Number : SC(L/R/B/P/T/K/F)012A*V **Brand Name : ClimateMaster**

Rated as follows in accordance with ANSI/AHRI/ASHRAE/ISO Standard 13256-1: 1998 (RA 2012), Water-source heat pumps - Testing and rating for performance - Part 1: Water-to-air and brine-to-air heat pumps and subject to verification of rating accuracy by AHRI-sponsored, independent, third-party testing:

	Full Load	Part Load1	Part Load2	Part Load3
Air Flow Rate - Cooling:	400			
Air Flow Rate - Heating:				
WLHP (Water-Loop Heat Pumps)				
Cooling Capacity (Btuh)	10700/10700			
Cooling EER Rating (Btuh/watt)	13.40/13.40			
Cooling Fluid Flow Rate (gpm)	3.00			
Heating Capacity (Btuh)	14400/14400			
Heating Cop (watt/watt)	4.60/4.60			
Heating Fluid Flow Rate (gpm)	3.00			
GWHP (Ground Water-Heat Pumps)				
Cooling Capacity (Btuh)	13000/13000			
Cooling EER Rating (Btuh/Watt)	21.00/21.00			
Cooling Fluid Flow Rate (gpm)	3.00			
Heating Capacity (Btuh)	11700/11700			
Heating COP (watt/watt)	4.00/4.00			
Heating Fluid Flow Rate (gpm)	3.00			
GLHP (Ground -Loop Heat Pumps)				
Cooling Capacity (Btuh)	11500/11500			
Cooling EER Rating (Btuh/Watt)	14.90/14.90			
Cooling Fluid Flow Rate (gpm)	3.00			
Heating Capacity (Btuh)	9300/9300			
Heating COP (watt/watt)	3.30/3.30			
Heating Fluid Flow Rate (gpm)	3.00			

Indoor Blower Motor Fan Type : ECM **Sold In? : USA, Canada**

AHRI CERTIFIED®
www.ahridirectory.org

Water Source Heat Pumps:

For water source heat pump technologies similar to ground source equipment tables. This table cannot be combined with any GSHP technologies.

	AHRI Rated Heating Data - Water Source (WS)				AHRI Rated Cooling Data - Water Source (WS)			
	Heating Capacity (Btu/h)		Heating COP (-)		Cooling Capacity (Btu/h)		Cooling EER (Btu/Wh)	
	Full Load HTG Q at 68˚F		Full Load HTG COP at 68˚F		Full Load CLG Q at 86˚F		Full Load CLG EER at 86˚F	

For Eligible Technologies users will be prompted to fill in following cells:

- Rated Heating Full Load Capacity from AHRI certificate at 68 deg F
- Rated Heating Full Load Efficiency from AHRI certificate at 68 deg F
- Rated Full Load Cooling Capacity from AHRI certificate at 86 deg F
- Proposed Full Load Cooling Efficiency at 86 deg F from AHRI Certificate (EER)

Example:

AHRI CERTIFIED®
www.ahridirectory.org

Certificate of Product Ratings

AHRI Certified Reference Number : 214841674 Date : 02-21-2025 Model Status : Active
Product : Water-to-Air and Brine-to-Air
Model Number : SC(L/R/B/P/T/K/F)012A*V Brand Name : ClimateMaster

Rated as follows in accordance with ANSI/AHRI/ASHRAE/ISO Standard 13256-1: 1998 (RA 2012), Water-source heat pumps - Testing and rating for performance - Part 1: Water-to-air and brine-to-air heat pumps and subject to verification of rating accuracy by AHRI-sponsored, independent, third-party testing:

	Full Load	Part Load1	Part Load2	Part Load3
Air Flow Rate - Cooling:	400			
Air Flow Rate - Heating:				
WLHP (Water-Loop Heat Pumps)				
Cooling Capacity (Btuh)	10700/10700			
Cooling EER Rating (Btuh/watt)	13.40/13.40			
Cooling Fluid Flow Rate (gpm)	3.00			
Heating Capacity (Btuh)	14400/14400			
Heating Cop (watt/watt)	4.60/4.60			
Heating Fluid Flow Rate (gpm)	3.00			
GWHP (Ground Water-Heat Pumps)				
Cooling Capacity (Btuh)	13000/13000			
Cooling EER Rating (Btuh/Watt)	21.00/21.00			
Cooling Fluid Flow Rate (gpm)	3.00			
Heating Capacity (Btuh)	11700/11700			
Heating COP (watt/watt)	4.00/4.00			
Heating Fluid Flow Rate (gpm)	3.00			
GLHP (Ground -Loop Heat Pumps)				
Cooling Capacity (Btuh)	11500/11500			
Cooling EER Rating (Btuh/Watt)	14.90/14.90			
Cooling Fluid Flow Rate (gpm)	3.00			
Heating Capacity (Btuh)	9300/9300			
Heating COP (watt/watt)	3.30/3.30			
Heating Fluid Flow Rate (gpm)	3.00			

Indoor Blower Motor Fan Type : ECM Sold In? : USA, Canada

Baseline System:

Baseline System	
Heating System Type	Cooling System Type

Heating System Type – Select a baseline heating equipment type from drop-down menu. For existing facilities, users should select the equipment type that most closely aligns with the equipment type installed at the site currently. If none of the options in the drop-down align with the existing heating equipment, the user shall select a counterfactual baseline or may opt to submit their own custom calculations for the project. For new construction projects, users shall select a counterfactual natural gas heating baseline from the drop-down menu.

The counterfactual heating capacity mirrors the proposed equipment capacity of a single piece of equipment.

For instance, if a proposed system involves installing 6 ASHPs, each with a heating capacity of 60,000 Btu/h at 17F, the total capacity amounts to 360,000 Btu/h. In such a scenario, for a gas baseline, you would choose "Gas-fired hot water boiler, < 300,000 Btu/h input." This is based on our assumption that a project owner would opt for modular gas boilers with 60,000 Btu/h each.

On the other hand, if a project is setting up (3) three GSHP or ASHP systems, and each equipment piece has a heating capacity of 360,000 BTU/h at 17F, you would select "Gas-fired hot water boiler, >= 300,000 Btu/h and <= 2,500,000 input." Here, it's assumed there would be three large boilers, each 360,000 Btu/h, mirroring the proposed equipment capacity.

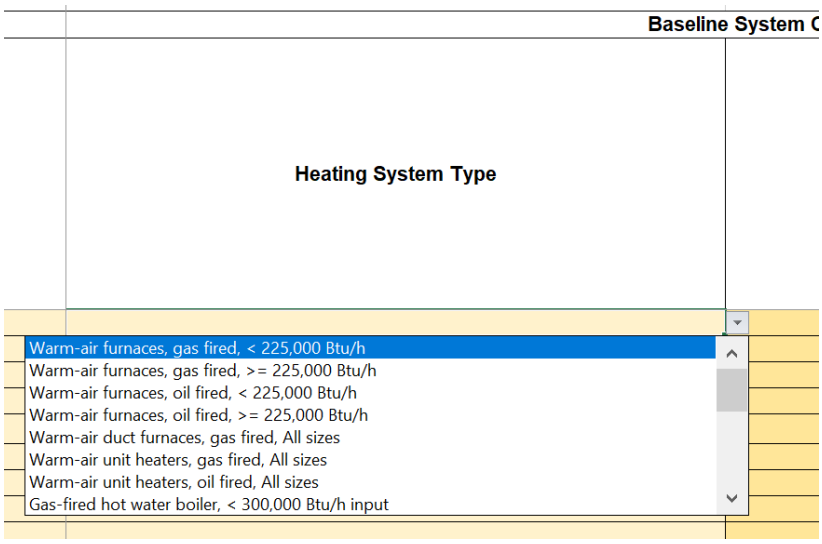

Cooling System Type – Select a baseline cooling equipment type from drop-down menu. For existing facilities, users should select the equipment type that most closely aligns with the equipment type installed at the site currently. If none of the options in the drop-down align with the existing cooling equipment, the user shall select a counterfactual baseline or may opt to submit their own custom calculations for the project.

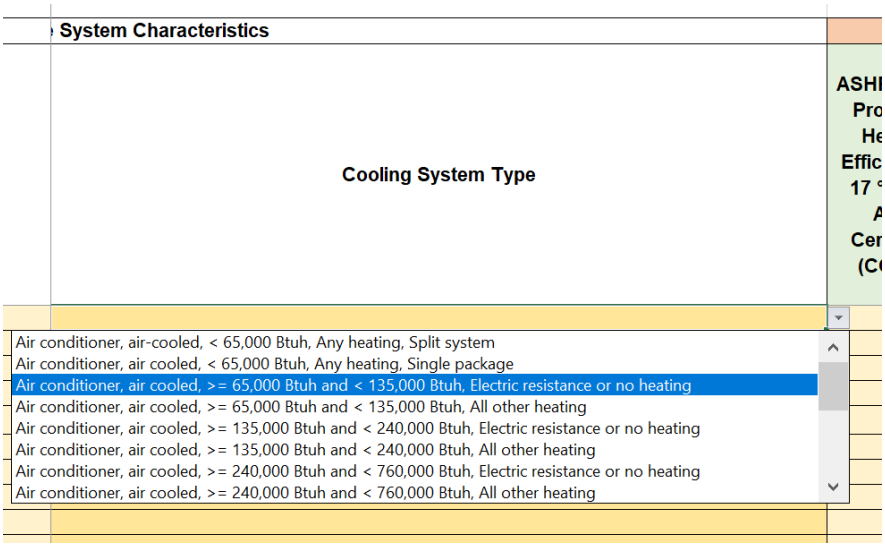

Tab: Energy/Heat Recovery Ventilator (ERV/HRV)

For Heat Pump or Heat Pump + Envelope Upgrade applications coupled with installation of Energy Recovery and Heat Recovery Ventilator, users will be required to complete these cells in the ERV Tab.

Fill in Yellow Cells

ERV or HRV	Units	Tag	Make	Model #	Is ERV/HRV Required by Code Y/N?	Occupied Airflow (CFM/unit)	UnOccupied Airflow (CFM/unit)	Combined Supply and Exhaust Fan for newly-installed ERV - OCCUPIED (provide in HP OR kW per unit)		Winter Heat Exchanger Sensible Efficiency, %	Summer Heat Exchanger Total Efficiency % for ERV, or Sensible Efficiency % for HRV
								[HP]	[kW]		
ERV	1				Yes	1000	500	5		65.0%	62.0%
ERV	1				No	1500	0	5		60.0%	55.0%

Basic information about the type of ventilation system and the specifications of the proposed model can be entered from columns A-E.

Eligible ERV/HRVs must meet the following criteria:

- **Exceed federal, state, or municipal efficiency codes or standards**
- **Must be paired with an eligible heat pump system**

Product specific information like the CFM, Supply and Exhaust fan HP or demand, Efficiency can be found in the specification sheet for the ERV/HRV.

Green Columns AI-AK will be auto populated displaying the estimated electric, demand and therms savings.

Baseline Efficiency		Baseline Fan Power	Sensible	Total	Total ΔkWh	Summer Clg ΔkW	Summer Fan ΔkW
Htg	Clg	(kW/unit)	Heating Load Savings (MMBtu)	Cooling Load Savings (MMBtu)			
50%	50%	3.09	15.7	4.6	(3,511.9)	0.20	(0.83)
0%	0%	0.38	69.3	23.1	(10,297.9)	1.38	(3.88)

Green Cells will auto populate.

Tab: Results Summary

This tab displays the anticipated energy savings and incentive for the proposed project based on inputs entered by the user on the previous tabs.

Depending on the type of application and upgrade category selection, results will be displayed in the following summary fields:

- Heat Pump Complementary Summary
- Heat Pumps Summary
- Project Summary

Heat Pump Complementary Summary

This summary field should get populated in any scenario based on application and/or incentive category selection.

Material & Labor Costs – Enter the material and labor costs related to all eligible equipment. ***Non-eligible equipment should not be included in the project costs.***

Heat Pumps Complementary Products Summary										
Category	Material Cost	Labor Cost	Total Cost	Net MMBtu Savings	Heating Electrification Savings (kWh)	Cooling Savings (kWh)	Net kWh savings	kW Savings	Therms savings	CO_2 emissions reduction (Metric Tons/yr)
Eligible Envelope Upgrades	300,000	350,000	$ 30,000	-	#N/A	-	#N/A		-	-
ERV/HRV	10,000	50,000		-	-	-	-	-	-	-

Enter material and labor costs for each applicable category. The total cost column will auto-sum.

The following cells will populate automatically:

- Total Cost: Cell will auto-populate as the sum of the material and labor cost entered by the user.
- Net MMBtu Savings: Estimation of first-year site energy savings, which accounts for both the decreased fuel and the change in electricity consumed at the site.
- Heating Electrification Savings (kWh): Estimate of energy savings due to electrification of a fossil fuel heating system. Value is negative.
- Cooling Savings (kWh): Estimate of energy savings yielded by installing a heat pump with a higher efficiency than the cooling baseline. Value is positive.
- Net kWh Savings: Sum of the heating electrification savings and cooling savings in kWh. Value is typically negative.
- Total KW Savings- Estimate of the peak electric demand savings.
- Therms Savings: Estimate of energy savings due to decreased fuel consumption.
- Co2 Emission Reduction: Net Co2 reduction based on increased efficiency of the system.
- Category Incentive Rate: Depending on incentive category.
- Max reduction in Dominant Load BHL/BCL: Depending on the type of Tier selection- the appropriate % is applied for reduction from the base building load.
- Uncapped Measure Incentive: Calculated incentive for the proposed project measure.
- Incentive Capping based on Installation Costs: Individual measure incentives are capped at 100% of each measure cost.

All costs, savings, and incentives for individual measures are totaled in the 'TOTAL' row. The sum of the measure installation incentive capped cannot be greater than 50% of the total project cost (i.e. cost of all measures combined).

SUMMARY						
Category	Material Cost	Labor Cost	Total Cost	Uncapped Measure Incentive	Oversizing Measure Incentive Cap	Measure Installation Incentive Cap
PROJECT TOTALS	$ 19,000.00	$ 35,000.00	$ 54,000.00	$ 73,414.65		$ 27,000.00

Total uncapped incentive exceeds 50% of the total project. Project Incentive is capped at 50% of the install cost. $54,000.00 x 50% = $27,000.00

Heat Pump Summary

Applications involving Heat Pump Upgrade only can fill in the material and labor costs associated with the technologies. It is recommended that users carefully review and verify the upgrades to get to the EUL value. Examples: Weighted average EUL: Windows 20, Wall insulation 30, Infiltration 5, etc.

Heat Pumps Summary										
Technology	Material Cost	Labor Cost	Total Cost	Net MMBtu Savings	Heating Electrification Savings (kWh)	Cooling Savings (kWh)	Net kWh savings	kW Savings	Therms savings (Natural Gas)	CO_2 emissions reduction (Metric Tons/yr)
NEEP Listed Cold Climate Air Source Heat Pumps	$ 14,000	$ 7,000	$ 21,000	147.000	(17,663.392)	1,392.748	(16,270.644)	0.614	2,025.158	6.7
SPVHP's, PTHP's	$ 30,567	$ 7,000	$ 37,567	130.931	(23,213.586)	(1,895.945)	(25,109.531)	(0.844)	2,166.051	4.7
AHRI Rated Air Source Heat Pumps (VRFs, Large Unitary ASHPs)	$ 76,667	$ 38,333	$ 115,000	473.161	(39,183.937)	9,748.171	(29,435.766)	11.022	5,735.963	24.4
Closed Loop Ground Source Heat Pumps	$ 18,100	$ 9,050	$ 27,150	145.547	(14,453.269)	3,503.064	(10,950.204)	3.123	1,829.089	7.3

Fill in Yellow Cells and the White cells will already be auto populated.

The following cells will populate automatically:

- Total Cost: Cell will auto-populate as the sum of the material and labor cost entered by the user.
- Net MMBtu Savings: Estimation of first-year site energy savings, which accounts for both the decreased fuel and the change in electricity consumed at the site.
- Heating Electrification Savings (kWh): Estimate of energy savings due to electrification of a fossil fuel heating system. Value is negative.
- Cooling Savings (kWh): Estimate of energy savings yielded by installing a heat pump with a higher efficiency than the cooling baseline. Value is positive.
- Net kWh Savings: Sum of the heating electrification savings and cooling savings in kWh. Value is typically negative.
- Total KW Savings- Estimate of the peak electric demand savings
- Therms Savings: Estimate of energy savings due to decreased fuel consumption.
- Co2 Emission Reduction: Net Co2 reduction based on increased efficiency of the system
- Lifetime Net MMBTU Savings: Net savings resulting during the effective useful life of the measure upgrade. Lifetime or LMMBTU savings are calculated by multiplying the EUL years to the net annual MMBTU savings resulting from the measure
- Oversizing Measure Incentive Cap: Penalty applies to over-sized cold climate air source heat pumps and mini-splits projects only. If the calculated heating sizing ratio for a ccASHP or ccMSHP system on the 'Eqpt Sched & Eligibility' tab is greater than 120%, the measure incentive will be capped as follows:

$$\underbrace{NEEP\ Maximum\ Heating\ Capacity\ (Btu/hr)@\ 5\ \deg F\ \ x\ \frac{\$}{10{,}000\ btu/hr}}\ x\ \underbrace{\frac{1.20}{Heat\ Sizing\ Ratio}}$$

- Category Incentive Rate: Depending on incentive category
- Uncapped Measure Incentive: Calculated incentive for the proposed project measure.

Project Summary

This summary field will auto populate for projects with different incentive category selection and submission.

A. Building Profiles

The following building profiles have been programmed into the heat pump savings calculator. Profiles are derived from the following sources:

- HVAC Schedules: ASHRAE 90.1
- Temperature Set Points: Appendix A of the New York State Technical Reference Manual (v8)
- Balance Point Temperatures: ARUP Carbon Neutral Building Road Map Analysis prepared for NYSERDA

Office Building

	Office		
Hour (Time of Day)	HVAC Schedule		
	Weekday	Sat	Sunday
1:00	Off	Off	Off
2:00	Off	Off	Off
3:00	Off	Off	Off
4:00	Off	Off	Off
5:00	Off	Off	Off
6:00	On	On	Off
7:00	On	On	Off
8:00	On	On	Off
9:00	On	On	Off
10:00	On	On	Off
11:00	On	On	Off
12:00	On	On	Off
13:00	On	On	Off
14:00	On	On	Off
15:00	On	On	Off
16:00	On	On	Off
17:00	On	On	Off
18:00	On	Off	Off
19:00	On	Off	Off
20:00	On	Off	Off
21:00	On	Off	Off
22:00	Off	Off	Off
23:00	Off	Off	Off
0:00	Off	Off	Off

						Balance Point (deg F)							
Building Profiles		Setpoints (deg F)				Existing Building				New Construction			
		Occupied Hours		Unoccupied Hours		Occupied Hours		Unoccupied Hours		Occupied Hours		Unoccupied Hours	
Building Type		Cooling	Heating	Cooling	Heating	Cooling	Heating	Cooling	Heating	Cooling	Heating	Cooling	Heating
Office	1	75	70	78	67	57	53	60	50	54	51	57	48

Assembly

	Assembly		
Hour (Time of Day)	HVAC Schedule		
	Weekday	Sat	Sunday
1:00	Off	Off	Off
2:00	Off	Off	Off
3:00	Off	Off	Off
4:00	Off	Off	Off
5:00	Off	Off	Off
6:00	On	Off	Off
7:00	On	On	On
8:00	On	On	On
9:00	On	On	On
10:00	On	On	On
11:00	On	On	On
12:00	On	On	On
13:00	On	On	On
14:00	On	On	On
15:00	On	On	On
16:00	On	On	On
17:00	On	On	On
18:00	On	On	On
19:00	On	On	On
20:00	On	On	On
21:00	On	On	On
22:00	On	On	On
23:00	On	On	On
0:00	Off	Off	Off

						Balance Point (deg F)							
Building Profiles		Setpoints (deg F)				Existing Building				New Construction			
		Occupied Hours		Unoccupied Hours		Occupied Hours		Unoccupied Hours		Occupied Hours		Unoccupied Hours	
Building Type		Cooling	Heating	Cooling	Heating	Cooling	Heating	Cooling	Heating	Cooling	Heating	Cooling	Heating
Assembly	2	76	72	79	69	58	54	61	51	55	52	58	49

Health

	Health		
Hour (Time of Day)	HVAC Schedule		
	Weekday	Sat	Sunday
1:00	On	On	On
2:00	On	On	On
3:00	On	On	On
4:00	On	On	On
5:00	On	On	On
6:00	On	On	On
7:00	On	On	On
8:00	On	On	On
9:00	On	On	On
10:00	On	On	On
11:00	On	On	On
12:00	On	On	On
13:00	On	On	On
14:00	On	On	On
15:00	On	On	On
16:00	On	On	On
17:00	On	On	On
18:00	On	On	On
19:00	On	On	On
20:00	On	On	On
21:00	On	On	On
22:00	On	On	On
23:00	On	On	On
0:00	On	On	On

						Balance Point (deg F)							
Building Profiles		Setpoints (deg F)				Existing Building				New Construction			
		Occupied Hours		Unoccupied Hours		Occupied Hours		Unoccupied Hours		Occupied Hours		Unoccupied Hours	
Building Type		Cooling	Heating	Cooling	Heating	Cooling	Heating	Cooling	Heating	Cooling	Heating	Cooling	Heating
Health	3	76	72	79	69	58	54	61	51	55	52	58	49

Light Manufacturing

	Light Manufacturing		
Hour (Time of Day)	HVAC Schedule		
	Weekday	Sat	Sunday
1:00	Off	Off	Off
2:00	Off	Off	Off
3:00	Off	Off	Off
4:00	Off	Off	Off
5:00	Off	Off	Off
6:00	Off	Off	Off
7:00	On	On	Off
8:00	On	On	Off
9:00	On	On	Off
10:00	On	On	Off
11:00	On	On	Off
12:00	On	On	Off
13:00	On	On	Off
14:00	On	On	Off
15:00	On	On	Off
16:00	On	On	Off
17:00	On	On	Off
18:00	On	On	Off
19:00	On	Off	Off
20:00	On	Off	Off
21:00	On	Off	Off
22:00	On	Off	Off
23:00	Off	Off	Off
0:00	Off	Off	Off

						Balance Point (deg F)							
Building Profiles		Setpoints (deg F)				Existing Building				New Construction			
		Occupied Hours		Unoccupied Hours		Occupied Hours		Unoccupied Hours		Occupied Hours		Unoccupied Hours	
Building Type		Cooling	Heating	Cooling	Heating	Cooling	Heating	Cooling	Heating	Cooling	Heating	Cooling	Heating
Light Manufacturing	4	78	70	81	67	58	54	61	51	55	52	58	49

Restaurant

	Restaurant		
Hour (Time of Day)	HVAC Schedule		
	Weekday	Sat	Sunday
1:00	On	On	On
2:00	On	On	On
3:00	On	On	On
4:00	Off	Off	Off
5:00	Off	Off	Off
6:00	Off	Off	Off
7:00	Off	Off	Off
8:00	On	Off	Off
9:00	On	Off	Off
10:00	On	On	Off
11:00	On	On	On
12:00	On	On	On
13:00	On	On	On
14:00	On	On	On
15:00	On	On	On
16:00	On	On	On
17:00	On	On	On
18:00	On	On	On
19:00	On	On	On
20:00	On	On	On
21:00	On	On	On
22:00	On	On	On
23:00	On	On	On
0:00	On	On	On

						Balance Point (deg F)							
Building Profiles		Setpoints (deg F)				Existing Building				New Construction			
		Occupied Hours		Unoccupied Hours		Occupied Hours		Unoccupied Hours		Occupied Hours		Unoccupied Hours	
Building Type		Cooling	Heating	Cooling	Heating	Cooling	Heating	Cooling	Heating	Cooling	Heating	Cooling	Heating
Restaurant	5	77	72	80	69	61	58	64	55	59	52	62	49

Retail

	Retail		
Hour (Time of Day)	HVAC Schedule		
	Weekday	Sat	Sunday
1:00	Off	Off	Off
2:00	Off	Off	Off
3:00	Off	Off	Off
4:00	Off	Off	Off
5:00	Off	Off	Off
6:00	Off	Off	Off
7:00	On	On	Off
8:00	On	On	Off
9:00	On	On	On
10:00	On	On	On
11:00	On	On	On
12:00	On	On	On
13:00	On	On	On
14:00	On	On	On
15:00	On	On	On
16:00	On	On	On
17:00	On	On	On
18:00	On	On	Off
19:00	On	On	Off
20:00	On	On	Off
21:00	On	On	Off
22:00	Off	On	Off
23:00	Off	Off	Off
0:00	Off	Off	Off

						Balance Point (deg F)							
Building Profiles		Setpoints (deg F)				Existing Building				New Construction			
		Occupied Hours		Unoccupied Hours		Occupied Hours		Unoccupied Hours		Occupied Hours		Unoccupied Hours	
Building Type		Cooling	Heating	Cooling	Heating	Cooling	Heating	Cooling	Heating	Cooling	Heating	Cooling	Heating
Retail	6	76	72	79	69	61	54	64	51	59	52	62	49

School

	School		
Hour (Time of Day)	HVAC Schedule		
	Weekday	Sat	Sunday
1:00	Off	Off	Off
2:00	Off	Off	Off
3:00	Off	Off	Off
4:00	Off	Off	Off
5:00	Off	Off	Off
6:00	Off	Off	Off
7:00	Off	Off	Off
8:00	On	Off	Off
9:00	On	On	Off
10:00	On	On	Off
11:00	On	On	Off
12:00	On	On	Off
13:00	On	On	Off
14:00	On	Off	Off
15:00	On	Off	Off
16:00	On	Off	Off
17:00	On	Off	Off
18:00	On	Off	Off
19:00	On	Off	Off
20:00	On	Off	Off
21:00	On	Off	Off
22:00	On	Off	Off
23:00	Off	Off	Off
0:00	Off	Off	Off

						Balance Point (deg F)							
Building Profiles		Setpoints (deg F)				Existing Building				New Construction			
		Occupied Hours		Unoccupied Hours		Occupied Hours		Unoccupied Hours		Occupied Hours		Unoccupied Hours	
Building Type		Cooling	Heating	Cooling	Heating	Cooling	Heating	Cooling	Heating	Cooling	Heating	Cooling	Heating
School	7	76	72	81	67	58	56	61	53	49	48	52	45

Warehouse

Hour (Time of Day)	Warehouse		
	HVAC Schedule		
	Weekday	Sat	Sunday
1:00	Off	Off	Off
2:00	Off	Off	Off
3:00	Off	Off	Off
4:00	Off	Off	Off
5:00	Off	Off	Off
6:00	Off	Off	Off
7:00	Off	Off	Off
8:00	On	Off	Off
9:00	On	On	Off
10:00	On	On	Off
11:00	On	On	Off
12:00	On	On	Off
13:00	On	On	Off
14:00	On	On	Off
15:00	On	On	Off
16:00	On	On	Off
17:00	On	Off	Off
18:00	Off	Off	Off
19:00	Off	Off	Off
20:00	Off	Off	Off
21:00	Off	Off	Off
22:00	Off	Off	Off
23:00	Off	Off	Off
0:00	Off	Off	Off

						Balance Point (deg F)							
Building Profiles		Setpoints (deg F)				Existing Building				New Construction			
		Occupied Hours		Unoccupied Hours		Occupied Hours		Unoccupied Hours		Occupied Hours		Unoccupied Hours	
Building Type		Cooling	Heating	Cooling	Heating	Cooling	Heating	Cooling	Heating	Cooling	Heating	Cooling	Heating
Warehouse	8	80	68	85	63	65	51	68	48	62	49	65	46

Laboratory

Hour (Time of Day)	Laboratory		
	HVAC Schedule		
	Weekday	Sat	Sunday
1:00	On	On	On
2:00	On	On	On
3:00	On	On	On
4:00	On	On	On
5:00	On	On	On
6:00	On	On	On
7:00	On	On	On
8:00	On	On	On
9:00	On	On	On
10:00	On	On	On
11:00	On	On	On
12:00	On	On	On
13:00	On	On	On
14:00	On	On	On
15:00	On	On	On
16:00	On	On	On
17:00	On	On	On
18:00	On	On	On
19:00	On	On	On
20:00	On	On	On
21:00	On	On	On
22:00	On	On	On
23:00	On	On	On
0:00	On	On	On

						Balance Point (deg F)							
Building Profiles		Setpoints (deg F)				Existing Building				New Construction			
		Occupied Hours		Unoccupied Hours		Occupied Hours		Unoccupied Hours		Occupied Hours		Unoccupied Hours	
Building Type		Cooling	Heating	Cooling	Heating	Cooling	Heating	Cooling	Heating	Cooling	Heating	Cooling	Heating
Laboratory	9	76	72	79	69	58	54	61	51	55	52	58	49

Hotel

Hour (Time of Day)	Hotel		
	HVAC Schedule		
	Weekday	Sat	Sunday
1:00	On	On	On
2:00	On	On	On
3:00	On	On	On
4:00	On	On	On
5:00	On	On	On
6:00	On	On	On
7:00	On	On	On
8:00	On	On	On
9:00	On	On	On
10:00	On	On	On
11:00	On	On	On
12:00	On	On	On
13:00	On	On	On
14:00	On	On	On
15:00	On	On	On
16:00	On	On	On
17:00	On	On	On
18:00	On	On	On
19:00	On	On	On
20:00	On	On	On
21:00	On	On	On
22:00	On	On	On
23:00	On	On	On
0:00	On	On	On

						Balance Point (deg F)							
		Setpoints (deg F)				Existing Building				New Construction			
Building Profiles		Occupied Hours		Unoccupied Hours		Occupied Hours		Unoccupied Hours		Occupied Hours		Unoccupied Hours	
Hotel	10	76	72	81	67	52	51	55	48	52	50	55	47

Residential

	Residential		
Hour (Time of Day)	HVAC Schedule		
	Weekday	Sat	Sun
1:00	On	On	On
2:00	On	On	On
3:00	On	On	On
4:00	On	On	On
5:00	On	On	On
6:00	On	On	On
7:00	On	On	On
8:00	On	On	On
9:00	Off	On	On
10:00	Off	On	On
11:00	Off	On	On
12:00	Off	On	On
13:00	Off	On	On
14:00	Off	On	On
15:00	Off	On	On
16:00	On	On	On
17:00	On	On	On
18:00	On	On	On
19:00	On	On	On
20:00	On	On	On
21:00	On	On	On
22:00	On	On	On
23:00	On	On	On
0:00	On	On	On

						Balance Point (deg F)							
		Setpoints (deg F)				Existing Building				New Construction			
Building Profiles		Occupied Hours		Unoccupied Hours		Occupied Hours		Unoccupied Hours		Occupied Hours		Unoccupied Hours	
Residential	11	75	73	78	70	58	60	61	57	63	55	66	52

Hour (Time of Day)	Multi-Family HVAC Schedule		
	Weekday	Sat	Sun
1:00	On	On	On
2:00	On	On	On
3:00	On	On	On
4:00	On	On	On
5:00	On	On	On
6:00	On	On	On
7:00	On	On	On
8:00	On	On	On
9:00	Off	On	On
10:00	Off	On	On
11:00	Off	On	On
12:00	Off	On	On
13:00	Off	On	On
14:00	Off	On	On
15:00	Off	On	On
16:00	On	On	On
17:00	On	On	On
18:00	On	On	On
19:00	On	On	On
20:00	On	On	On
21:00	On	On	On
22:00	On	On	On
23:00	On	On	On
0:00	On	On	On

						Balance Point (deg F)							
		Setpoints (deg F)				Existing Building				New Construction			
Building Profiles		Occupied Hours		Unoccupied Hours		Occupied Hours		Unoccupied Hours		Occupied Hours		Unoccupied Hours	
Multi-Family	12	75	70	78	67	58	60	61	57	63	55	66	52
Custom	13	0	0	0	0	0	0	0	0	0	0	0	0